

A modern office interior with wooden tables, chairs, and hanging plants. The space is bright and airy, with large windows in the background. The text is overlaid on the image.

JTOWER

Company & Business Information (Our Business Plan and Growth Potential)

February 8, 2024
JTOWER Inc.

**Infra-Sharing
Services
from Japan
Lead the World**

Infra-Sharing Services from Japan Lead the World

Japan is behind in the field of global telecommunications infrastructure sharing.

In 2012, when the term “Infra-Sharing”
was not common in Japan, we launched our first business.

Our goal is not the same as other global tower companies;
our goal is what they have never done.

Meeting the world’s highest standard for network quality as required in the Japanese telecommunications industry, we will overcome challenges and improve services.

We will treat all stakeholders with respect and honesty, including mobile network operators, real-estate developers, and partner companies,

We will continue to innovate and challenge new ideas to expand business globally.

We will pursue the world’s state-of-the-art technologies, services, and business models.

As a result of these efforts,
we will make the Infra-Sharing services that we provide global standards
and create our future through businesses expansion.

This is the vision of our company.



Outline

1. Pioneer of Infra-Sharing in Japan
2. Infra-Sharing Market and Growth Potential in Japan
3. Infra-Sharing Business Model
4. Finance & Alliance
5. The Realization of a Sustainable Society
6. Appendix

Infra-Sharing
Services
from Japan
Lead the World

① Pioneer of Infra-Sharing in Japan

JTOWER



Since the foundation of our company in 2012, JTOWER has been a pioneer of Infra-Sharing in Japan by providing services to four mobile network operators.

For the future, Infra-Sharing is expected to play an increasingly important role in the Japanese society where the early development of new telecommunications infrastructures including 5G is required.

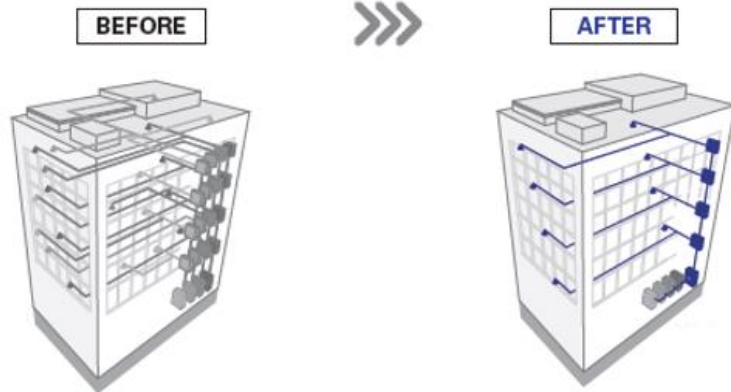
As the pioneer of Infra-Sharing in Japan, we will contribute to the development of a more efficient network leveraging our know-how developed through our proven track record and will actively engage in technological development and new businesses.

We will continue to lead activities that contribute to the advancement and promotion of Infra-Sharing.

What is Infra-Sharing?


- Sharing the mobile networks that historically had been separately developed by mobile network operators.
- The cost of equipment, operation, and maintenance can be reduced compared with when mobile network operators develop network separately, thereby realizing more efficient network development.
- Reduction of power consumption, materials, and number of construction works is possible, leading to reduction of environmental impact

Indoor Infra-Sharing



Sharing of antenna, cable, repeater and other equipment necessary for the development of communications networks in buildings.

Outdoor Tower Sharing




Site sharing of towers and poles for the installation of base stations.

① JTOWER's Infra-Sharing Business

JTOWER

Outdoor tower sharing (Tower business)

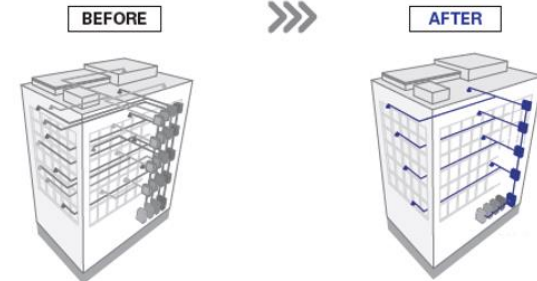


- ✓ Full-scale entry in FY2020
- ✓ Outdoor telecom infrastructure sharing among mobile network operators
- ✓ In addition to carve-out (acquisition of existing towers from telecom operators), promote new tower sharing in rural areas.

Total number of towers decided to be acquired or constructed*²

more than **7,700**

Indoor Infra-Sharing (IBS*¹ business)



- ✓ Integrate mobile network operators' in-building infrastructure as a shared system
- ✓ Beneficial for real-estate firms, mobile users and mobile network operators
- ✓ In addition to 4G, developed 5G Infra-Sharing equipment and launched the commercial service
- ✓ Operating International IBS business in Vietnam

Total number of installations*² (buildings)

Domestic IBS 521 **International IBS 238**

* The total of 4G IBS(new installation, replacement) and 5G IBS

Other Infra-Sharing business

- Lead in the high-level Infra-Sharing through the development of 5G mmWave shared radio unit
- Deployment of multifunctional Digital Poles
- Realize the sharing of telecommunications facilities of Local 5G and Carrier 5G

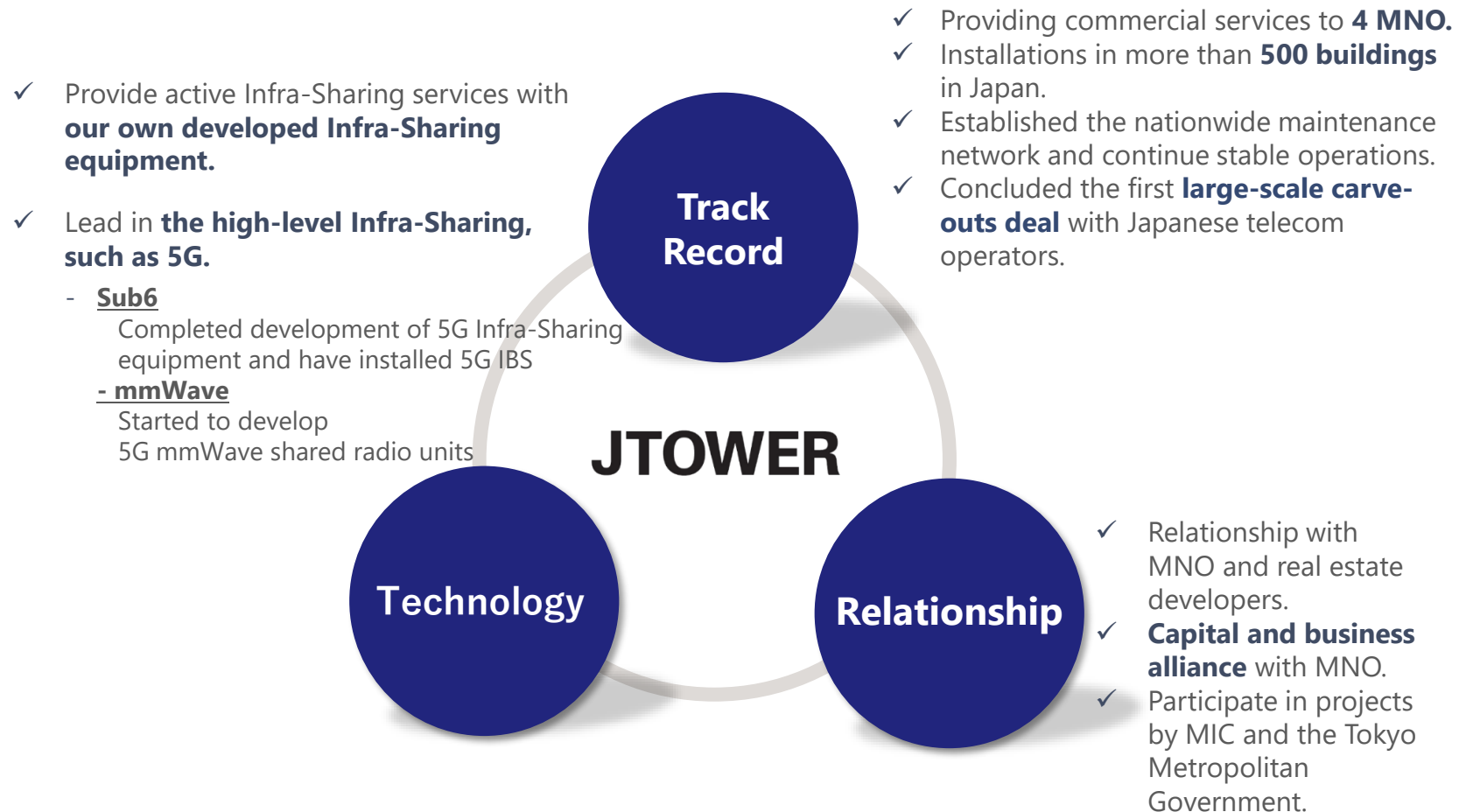
*1: IBS: In-Building-Solution

*2: As of December 31, 2023 (International IBS: As of September 30, 2023)

① Our strengths in Infra-Sharing market

JTOWER

- As a leading company of Infra-Sharing, JTOWER has established a solid position in the market with a high entry barrier.





Outline

1. Pioneer of Infra-Sharing in Japan
2. Infra-Sharing Market and Growth Potential in Japan
3. Infra-Sharing Business Model
4. Finance & Alliance
5. The Realization of a Sustainable Society
6. Appendix

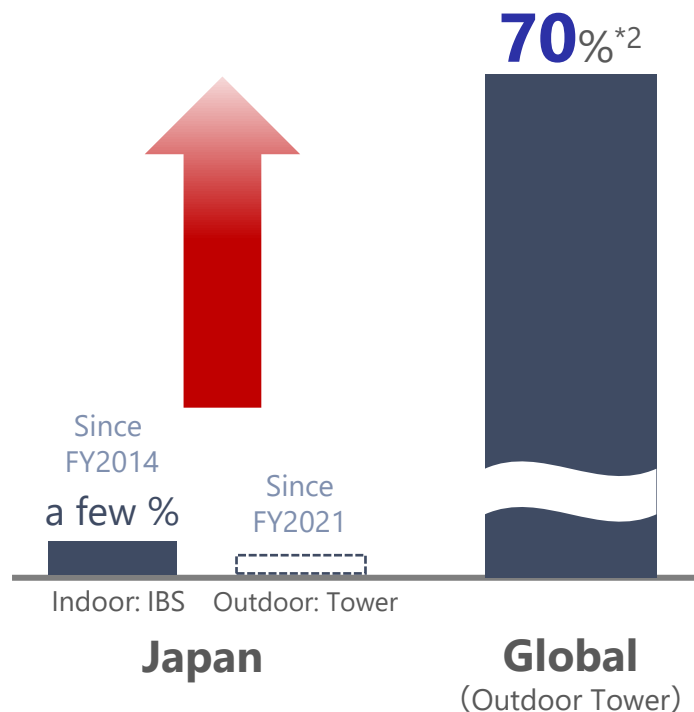
Infra-Sharing
Services
from Japan
Lead the World

② Market development and room for expansion for Infra-Sharing in Japan

JTOWER

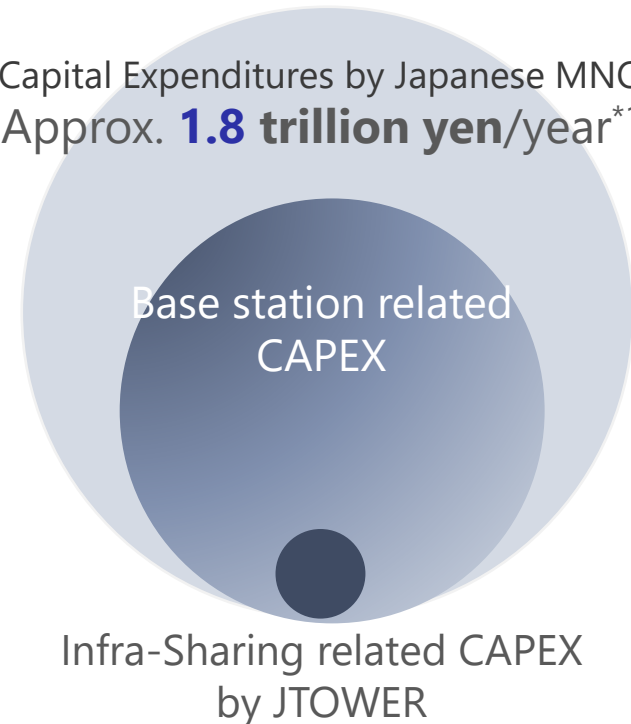
- In Japan, JTOWER has been leading Infra-Sharing market as a pioneer.
- On the other hand, compared to the global market, Japanese Infra-Sharing market seems to be a market with considerable room for future expansion.

Infra-Sharing Penetration



Investment in telecommunications infrastructure in Japan

Capital Expenditures by Japanese MNO
Approx. **1.8 trillion yen/year***1



Source:

*1: Based on Current Status and Future Forecast of the Mobile Phone Base Station Market and Peripheral Materials Market (2019-2024 Version) by MCA

*2: Based on TowerXchange

② Changes in the business environment and potential for demand expansion in Japan (1)

Changes by 5G

- The number of base stations increases through the shift to small cells and multiple cells
- Expansion of the network coverage in rural areas
- Intensified competition due to the new entry of the fourth carrier

Changes in the mobile communications market in Japan



Mobile fee reduction

- Lower ARPU due to the lower price

Issues in Infrastructure Development

- ✓ **To secure installation sites**
(Landscape and environmental issues)

- ✓ **Expansion of CAPEX and OPEX**

MIC

- ✓ Promotion of **Infra-Sharing**
 - Infra-Sharing Guideline
 - Master Plan
 - Subsidy

MNO

- ✓ Promotion of **cost reduction and financial efficiency**
- ✓ The mainstay of competition shifted from infra-networks to **non-telecom areas such as service layers**

② Changes in the business environment and potential for demand expansion in Japan (2)



Potential for outdoor tower sharing

- ✓ Carve-out of existing towers owned by telecommunications companies
- ✓ New tower sharing in rural areas

→ See for details,
P19-26 3. Infra-Sharing Business Model
Outdoor tower sharing

Potential for indoor Infra-Sharing

- ✓ Installation of 4G and 5G IBS to new buildings
- ✓ Installation of 5G IBS to existing buildings
- ✓ Replacement of 4G networks at existing buildings

→ See for details,
P27-39 3. Infra-Sharing Business Model
Indoor Infra-Sharing

② Medium-to long-term financial targets and KPI*¹ (FY2026) JTOWER

■ FY2026 (FY03/2027) financial targets

Revenue
30 billion yen

Revenue CAGR*¹
(FY2022-2026)
+55 %

EBITDA margin
60 %
EBITDA
18 billion yen

■ FY2026 (FY03/2027) KPI

Domestic IBS

The total number of
4G installations
1,000
New building : **600**
Replacement : **400**

Tenancy ratio of 4G
(excluding replacement)
3.0 x

The total number of
5G installations
450

Tenancy ratio of 5G
2.0 x

Tower

The total number of
towers
10,000 towers

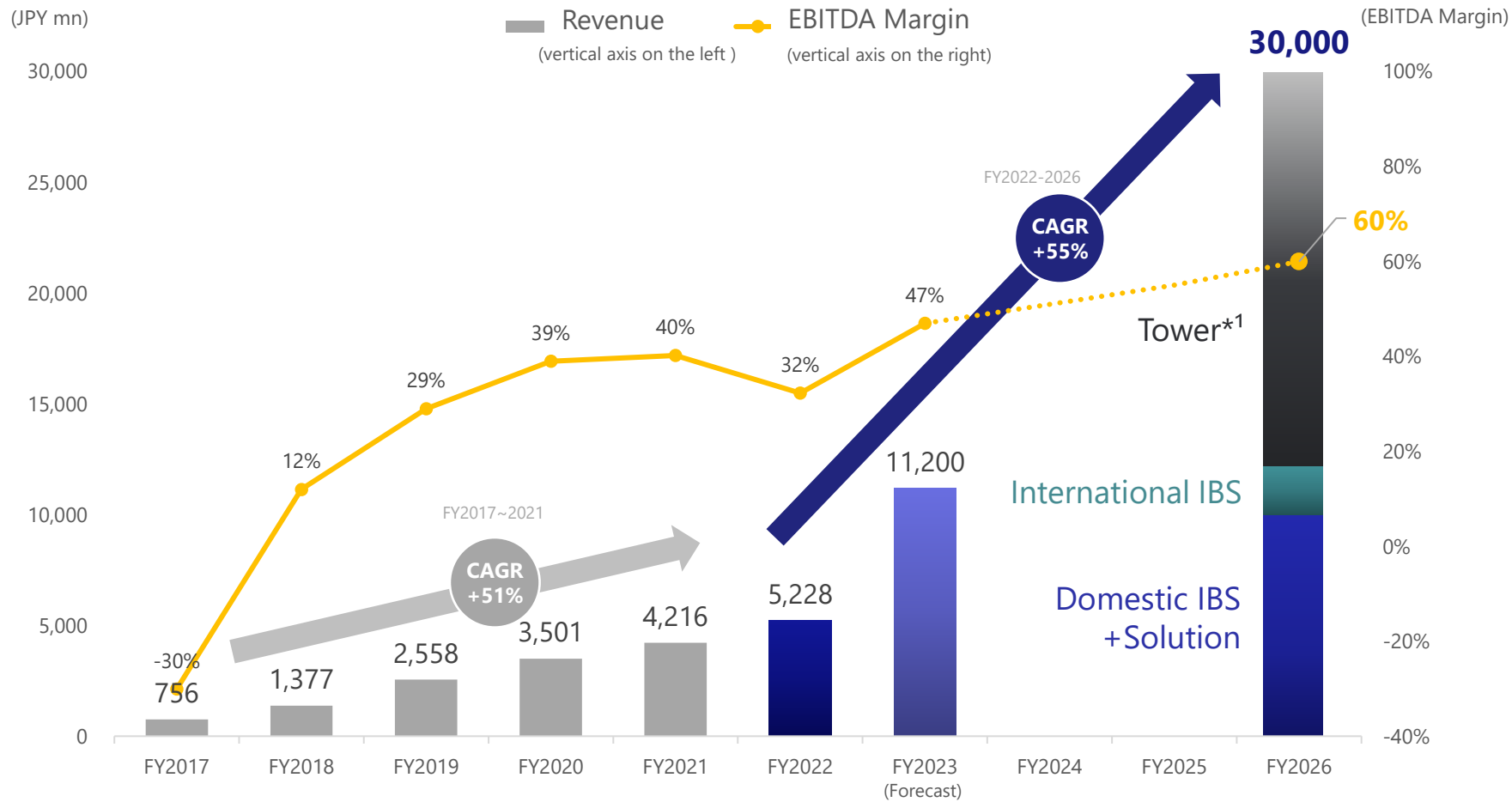
Tenancy ratio
1.8 x

*1: The average annual revenue growth rate (CAGR) was initially estimated at FY2022 forecast (JPY5.8 billion), but since it was replaced with FY2022 actual result (JPY5.2 billion), the rate has been changed to 51%→55%.

② Medium-to long-term growth image

JTOWER


- Aiming to achieve the financial target with the improvement of revenue growth rate, centered on business expansion in Domestic IBS and Tower.



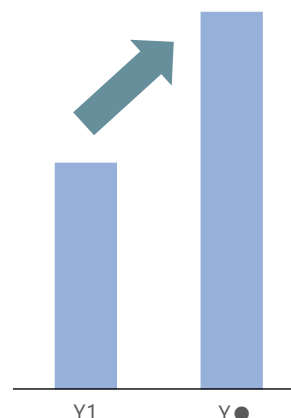
*1: In the tower carve-out, the number of towers transferred from FY2023 onward is not disclosed because discussions are underway.

② Indicators and Upside potentials for Medium-to long-term growth

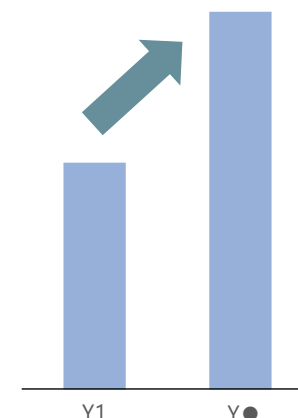
Number of Installations



Tenancy Ratio



Unit Price



Tower

- ✓ Rollout of child-stations in rural areas
- ✓ Promotion of carve-outs

- ✓ Attraction of new tenant for carve-out towers

- ✓ Utilization of multi-functions at smart poles
- ✓ Expansion of sharing areas for facilities

IBS

- ✓ New 4G and 5G installation opportunities in existing buildings

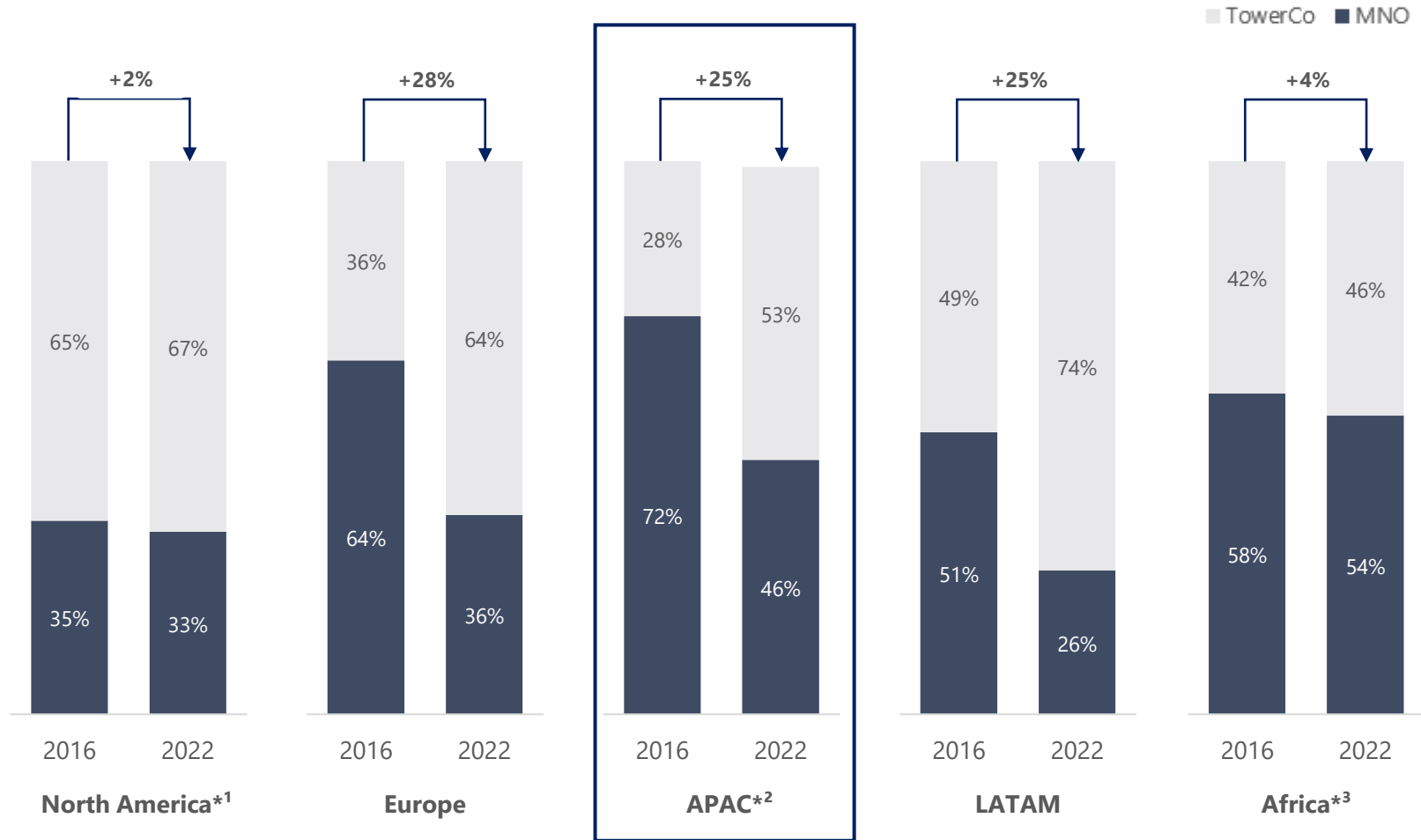
- ✓ Increase in the entry of mobile network operators such as further participation on existing facilities

- ✓ Introduction of 5G Infra-Sharing equipment in the building where 4G IBS has been installed
- ✓ Provision of local 5G services
- ✓ Expansion of sharing areas for facilities

Note: Graphs are for illustrative purposes only

② [Reference] Tower Sharing Market Trends (Global)

- Ownership of telecommunications towers in the global market (MNO/TowerCo)



Sources: Tower Xchange, Altman Solon

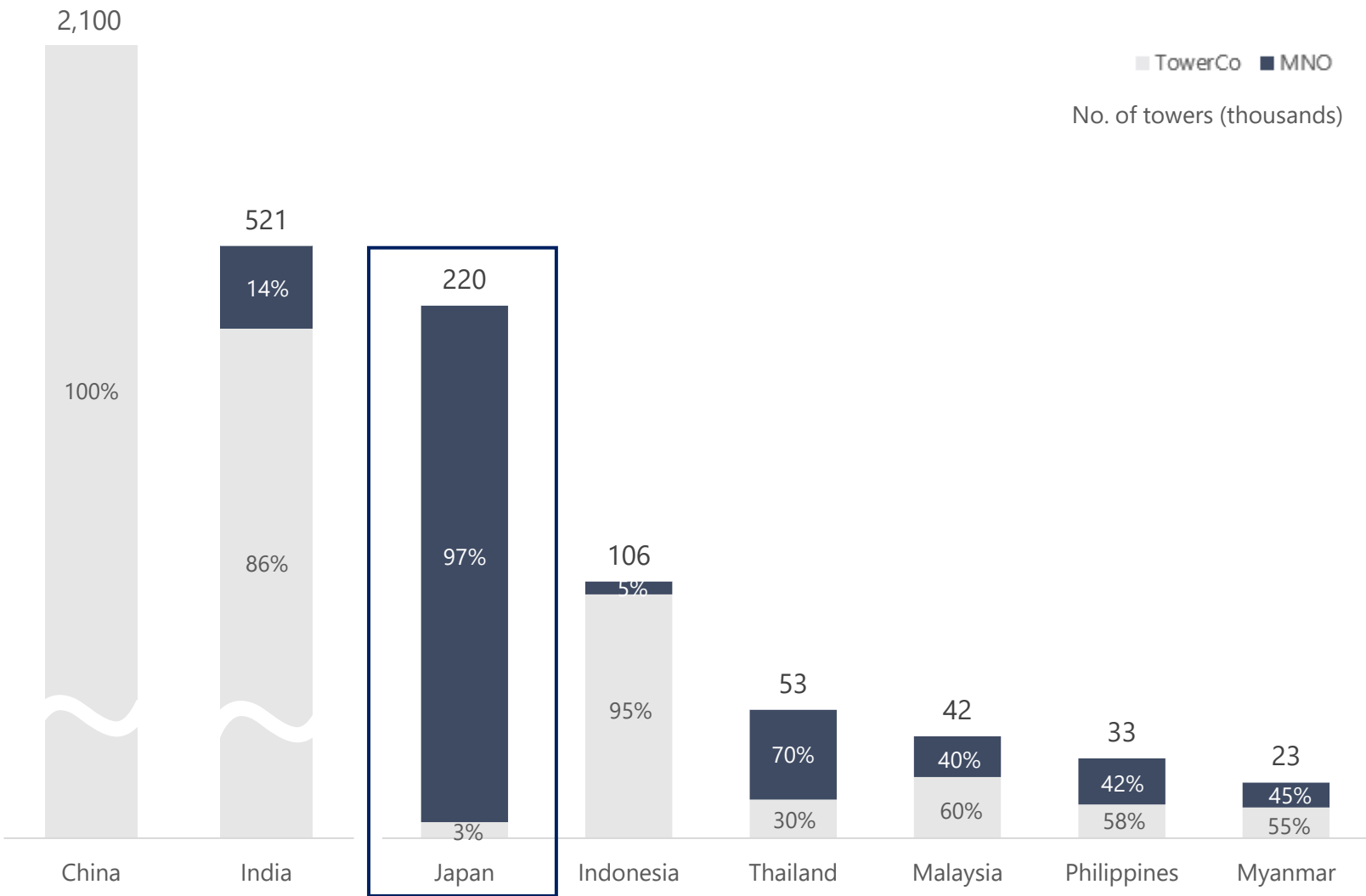
*1: Data shown for North America is USA, Canada and Mexico

*2: Data shown for APEC is a subset and excludes China; largest driver of mix shift is Brookfield's acquisition of Jio's towers

*3: Data shown for Africa is Sub-Saharan Africa

② [Reference] Tower Sharing Market Trends (APAC)

● Ownership of telecommunications towers in the APAC market (MNO/TowerCo)



Sources: Tower Xchange, Roland Berger, edotco

*1: Upon completion of PLDT and Globe sale and leaseback transactions and includes towers to be built by TowerCos as part of BTS commitments provided by MNO

*2: Includes TowerCos in which MNOs have an interest

② [Reference] Major transactions of tower carve-outs from telecom companies in the global tower market

Date	Telecom companies (Seller)	Tower companies (Buyer)	# of sites	Deal value (\$ billion)
2012/9	T-Mobile (US)	Crown Castle (US)	7,200	2.4
2013/10	AT&T (US)	Crown Castle (US)	9,700	4.9
2015/2	Verizon (US)	American Tower (US)	11,324	5.1
2018/6	Vodafone india Idea Cellular (India)	American Tower (US)	20,000	1.4
2019/7	Arqiva Group (UK)	Cellnex (ES)	7,400	2.5
2020/11	CK Hutchison (6 European countries)	Cellnex (ES)	24,600	8.5
2021/1	Telefonica (ES, DE, Latin America)	American Tower (US)	30,722	9.4
2021/2	Altice (FR)	Cellnex (ES)	10,500	6.3
2022/4	PLDT (PH)	edotco Group (MY)	2,973	0.8
2022/12	Globe (PH)	Frontier Tower Associates (PH)	3,539	0.8

Source: TowerXchange, press search



Outline

1. Pioneer of Infra-Sharing in Japan
2. Infra-Sharing Market and Growth Potential in Japan
3. Infra-Sharing Business Model
4. Finance & Alliance
5. The Realization of a Sustainable Society
6. Appendix

Infra-Sharing
Services
from Japan
Lead the World

JTOWER

Outdoor tower sharing

**Infra-Sharing
Services
from Japan
Lead the World**



③ Tower - Expand business through carve-out & new construction

Carve-out



- ✓ Acquire existing towers owned by telecommunications companies and utilized for tower sharing.
- ✓ Realize the first large-scale carve-outs deal with Japanese telecom operators.

More than 20m-80m high towers located in local and suburban areas throughout Japan

New tower sharing in rural areas










- ✓ We construct new towers in rural areas to promote tower sharing.

Around 15m high tower located in rural areas

③ Tower – Tower carve-outs

- We concluded the master transaction agreements for tower carve-outs from NTT WEST, NTT EAST and NTT DOCOMO and are in the process of transfer of 7,761 towers. We aim to further expand of tower carve-outs in the future.

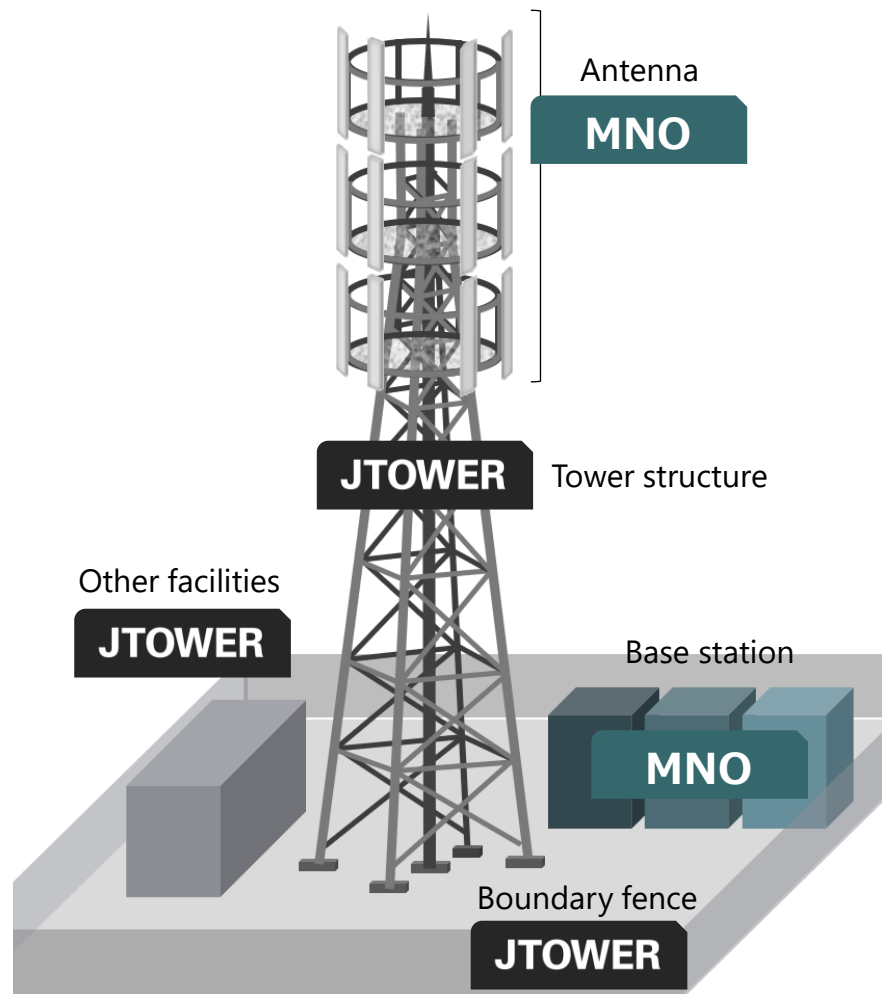
Carve-out deals that signed the master transaction agreements

The counterparty to the transaction				
				
Total number of towers* ¹	6,002	1,552	71	136
Purchase Price/tower	17.7 million yen	11.0 million yen	9.9 million yen	6.6 million yen
Annual revenue/tower* ²	1.5 million yen	0.9 million yen	2.8 million yen	5.1 million yen

*1: The number is the total number agreed upon in the master transaction agreement.

*2: Approximate value based on the tenancy ratio at the time of acquisition

③ Outdoor tower sharing facility configuration (carve-out tower)



JTOWER

Operated by JTOWER
(sharing)

- Tower structure
- Boundary fence
- Other facilities

MNO*1

Operated by MNO

- Base station
- Antenna
- Feeder
- Other facilities

	Site Sharing	Antenna Sharing	DAS Sharing	Radio Unit Sharing
5G network layer				
Core Network	MNO	MNO	MNO	MNO
CU-DU	MNO	MNO	MNO	MNO
Radio Unit	MNO	MNO	MNO	
Distribution unit	—	—		JTOWER
Antenna	MNO	JTOWER	JTOWER	
Site	JTOWER	JTOWER	JTOWER	

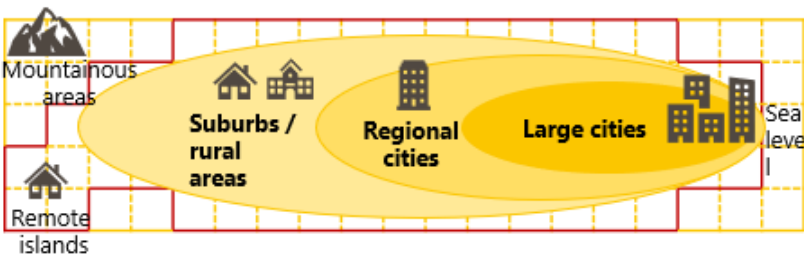
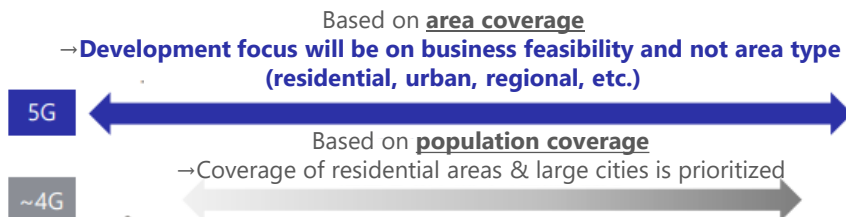
*1: MNO: Mobile Network Operator

③ Tower – New tower sharing in rural areas

What is rural tower sharing ?

Based on 5G Base Stations Deployment Policy,
we proposed new towers (parent stations)
to 4 MNO
in areas where there is no 4G coverage

5G Base Stations Deployment Policy



※ Divide country into grids of 10km² to determine areas to develop

<Progress of rural tower sharing>

FY2021-2022

- ✓ After received orders from MNO, the construction of approx. 150 towers was decided

FY2022

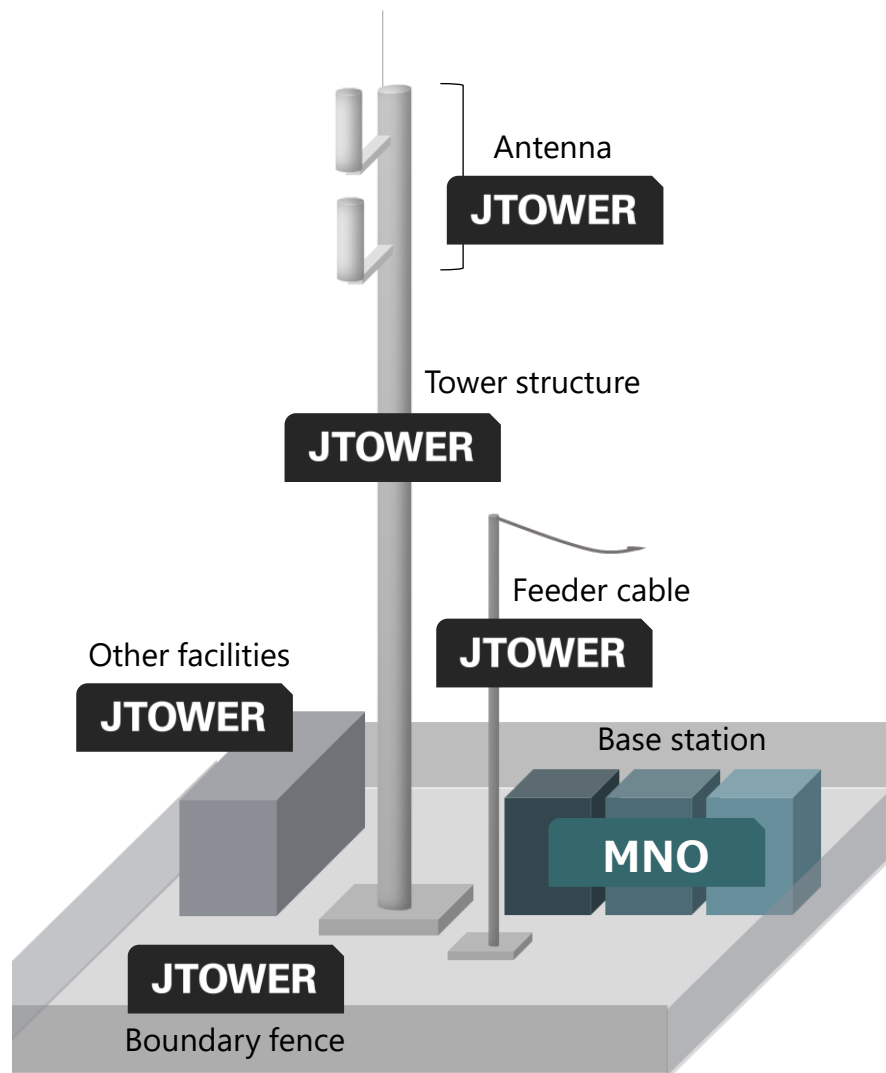
- ✓ Decided to grant subsidies*¹
- ✓ Started providing services to MNO
- ✓ Completed construction on **88 towers** (total)

FY2023 (plan)

- ✓ Completed construction on approx. **150 towers** (total)
- ✓ Service launch in **112 towers**
- ✓ Utilize the subsidies in most of the towers where services are launched

*1: The subsidy system in which 2/3 of 5G base station installation costs are subsidized. When multiple operators, including Infra-Sharing, jointly install base station, the subsidy rate is raised (1/2 → 2/3).

③ Outdoor tower sharing facility configuration (new tower sharing in rural areas)



JTOWER

Operated by JTOWER
(sharing)

- Tower structure
- Antenna
- Feeder cable
- Boundary fence
- Other facilities

MNO*1

Operated by MNO


- Base station
- Other facilities

	Site Sharing	Antenna Sharing	DAS Sharing	Radio Unit Sharing
5G network layer				
Core Network	MNO	MNO	MNO	MNO
CU-DU	MNO	MNO	MNO	MNO
Radio Unit	MNO	MNO	MNO	JTOWER
Distribution unit	—	—	JTOWER	
Antenna	MNO	JTOWER		
Site	JTOWER			

*1: MNO: Mobile Network Operator

③ Tower – Rural tower construction image

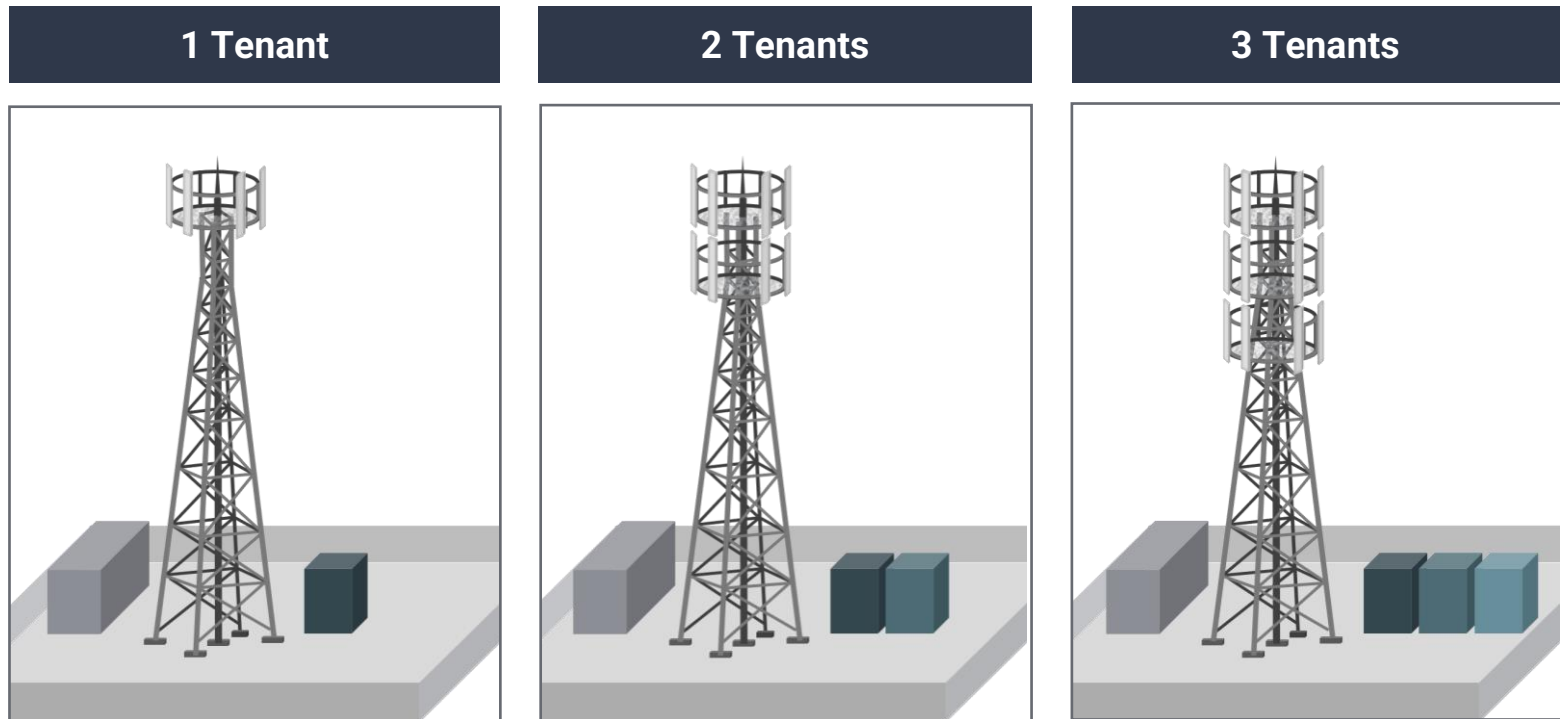
JTOWER



Rural tower in Hokkaido area

③ [Reference] Image of Tower Sharing

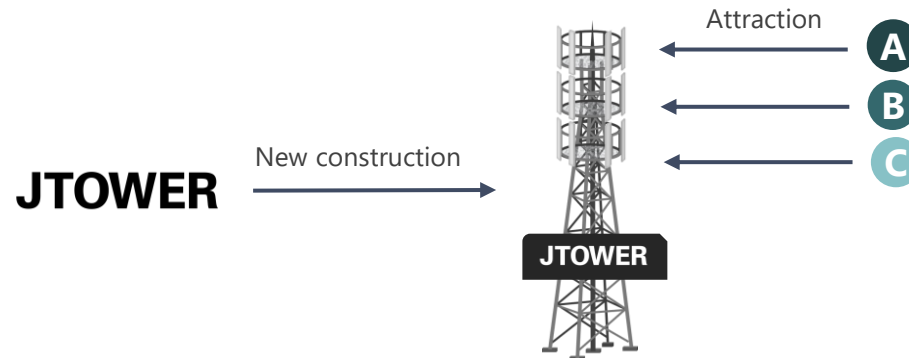
- The usage fees per tower increases adding additional tenants, while costs remain relatively flat.



③ [Reference] Patterns of tower sharing

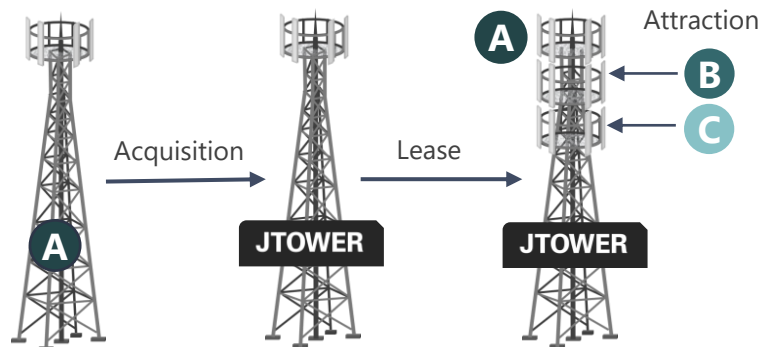
JTOWER

New construction

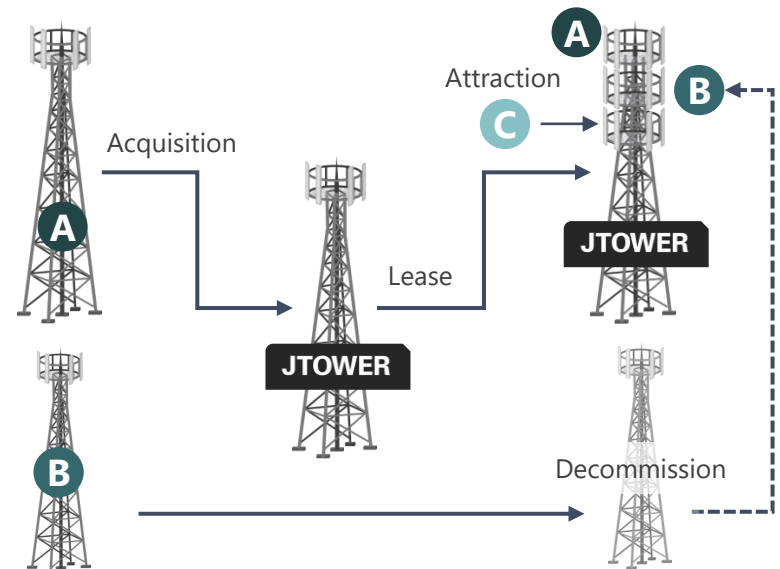


Carve-out

Attraction



Decommissioning



JTOWER

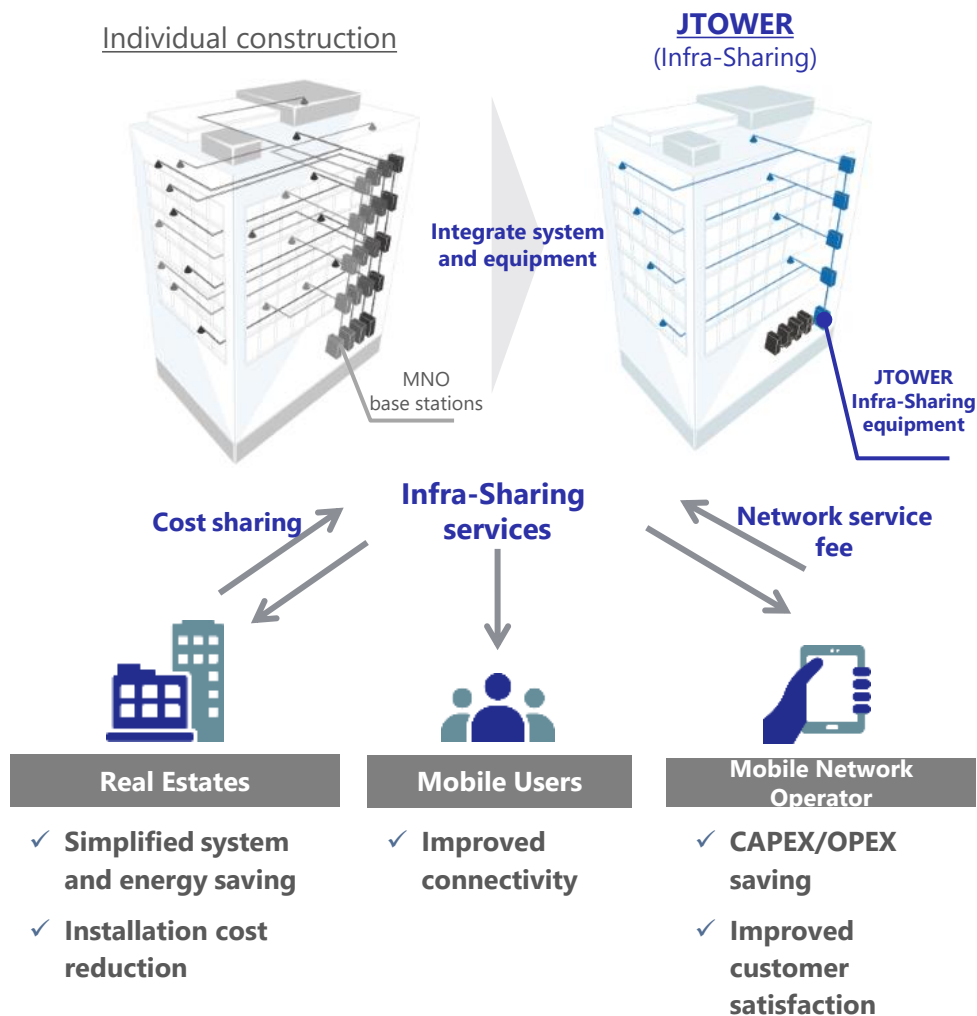
Indoor Infra-Sharing

**Infra-Sharing
Services
from Japan
Lead the World**

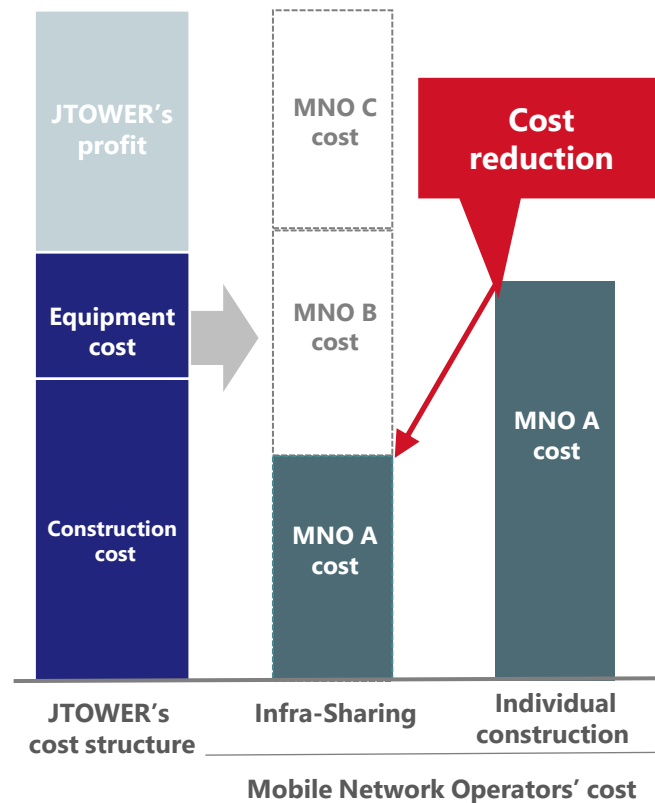


③ Domestic IBS – Our Business Model of Infra-Sharing JTOWER

Unique Business Model to Build Win-Win Relationships



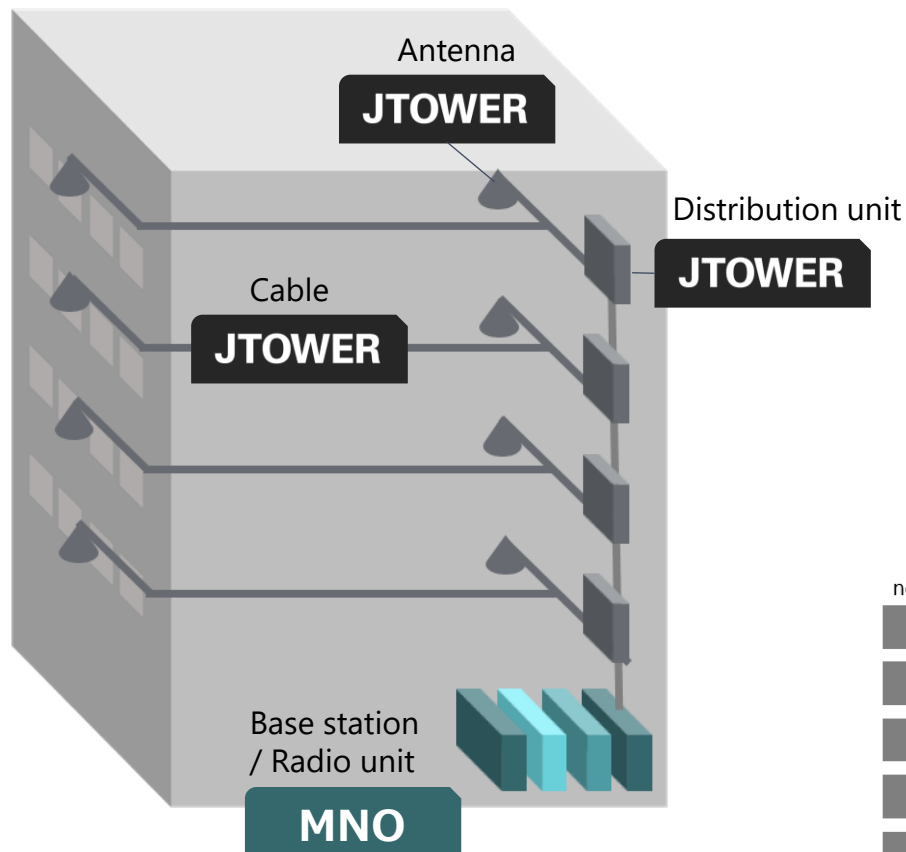
Cost-Benefits for Mobile Network Operator*1



Note1: For illustrative purposes only

③ Indoor Infra-Sharing facility configuration

JTOWER



JTOWER Operated by JTOWER (sharing)

- Distribution unit
- Cable
- Antenna




MNO*1 Operated by MNO

- Base station
- Radio unit

5G network layer	Site Sharing	Antenna Sharing	DAS Sharing	Radio Unit Sharing
Core Network	MNO	MNO	MNO	MNO
CU-DU	MNO	MNO	MNO	MNO
Radio Unit	MNO	MNO	MNO	JTOWER
Distribution unit	—	—	JTOWER	
Antenna	MNO	JTOWER	JTOWER	
Site	JTOWER	JTOWER	JTOWER	

*1: MNO: Mobile Network Operator

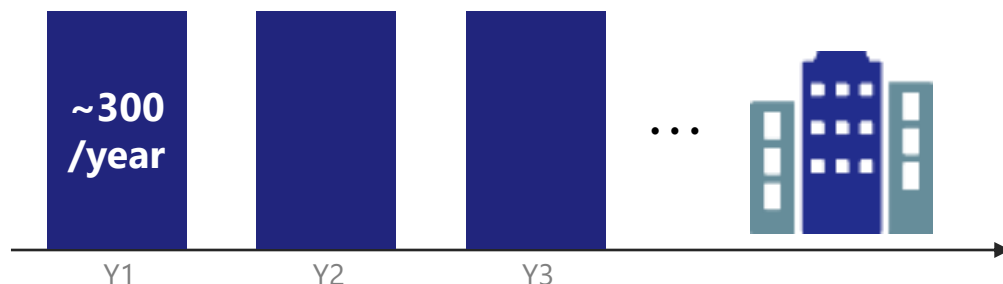
③ Domestic IBS – Installation image of 4G and 5G IBS

		New initiative		
		4G IBS (New installation)	4G IBS (Replacement)	5G IBS
Installation Image		 <p>Newly constructed 4G networks in buildings by using Infra-Sharing</p>	 <p>Replacement of 4G networks built separately by each MNO with Infra-Sharing</p>	<div> <div>  <p>4G&5G</p> </div> <div>  <p>Only 5G</p> </div> </div> <p>Newly constructed 5G networks in buildings by using Infra-Sharing</p>
Main target		New building	Existing building	New building Existing building
Coverage area (The number of tenant required for installation decision)		Basically whole building (more than 2 tenants)	Basically whole building (more than 1 tenant)	Centered on high traffic spots (more than 1 tenant)
Potential	# of buildings	(Mainly new buildings)	(Existing buildings)	(New & Existing buildings)
	Coverage area	(Whole)	(Whole)	(Spot)
	Tenancy ratio	(more than 2)	(more than 1)	(more than 1)

③ Domestic IBS - Persistent Demand and Upside Potential

JTOWER

① New buildings ^{*1}



4G 5G

New installation

Main target


New installation

② Existing buildings

(Offices^{*2}, commercial^{*3}, hotels^{*4}, hospitals⁵, high-rise residence^{*6}, etc.)



~30,000 properties



Replace ment

Major Upside Factors

③ New category (Railway tunnels etc.)^{*7}



~5,000



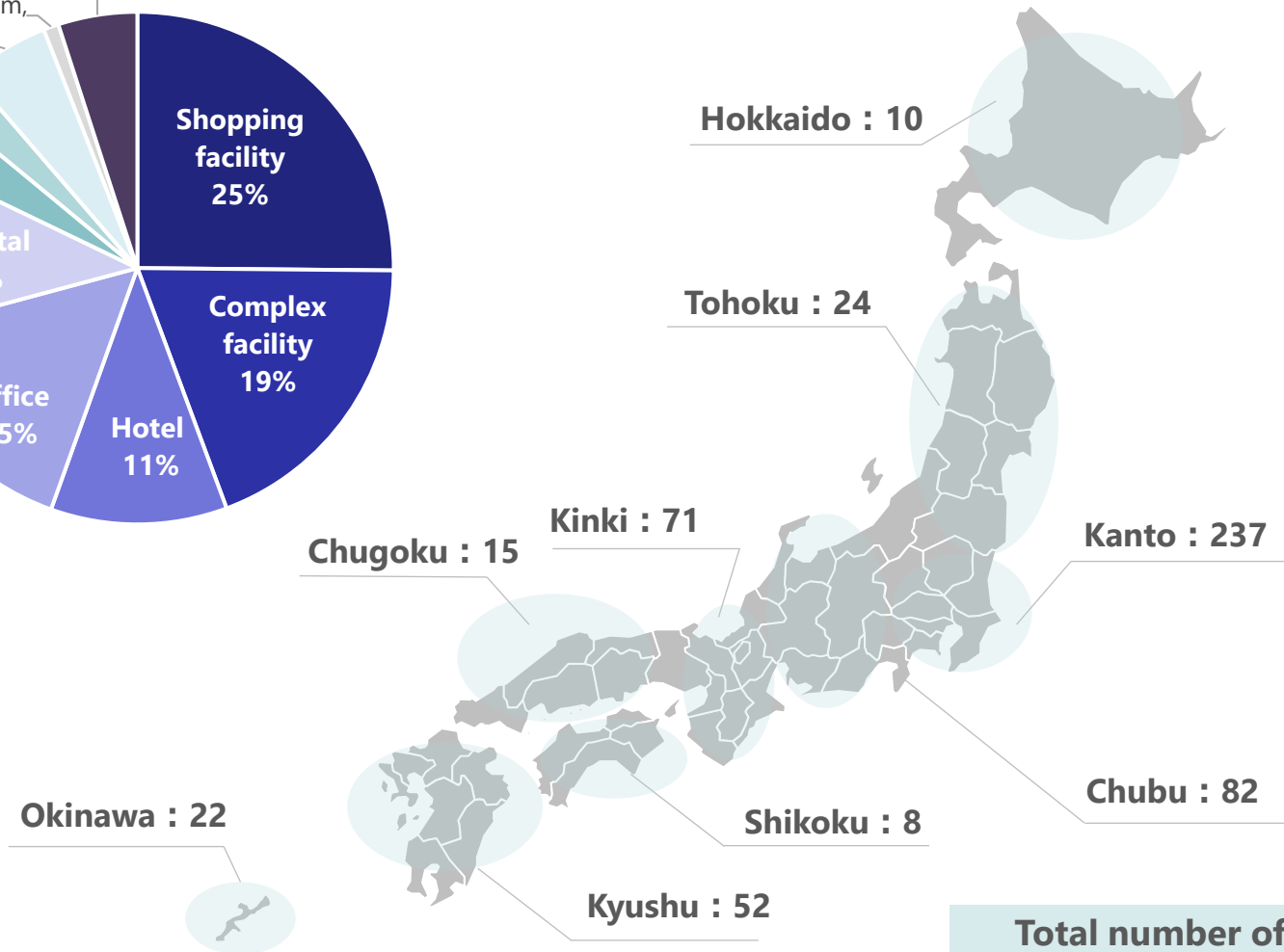
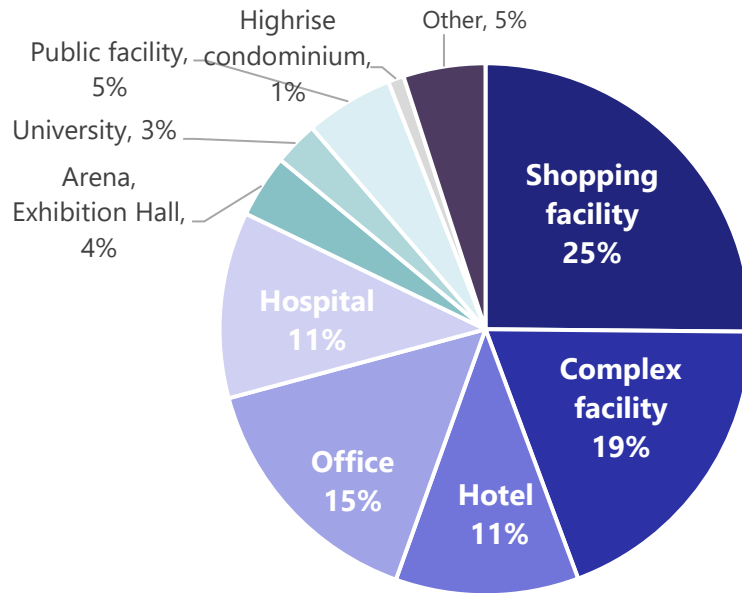
New installation

New installation

^{*1}: Company estimate based on large-scale projects with floor area of >10,000㎡. ^{*2} Large-scale projects with >330㎡ per floor (as of Sept. end 2018, office building criterion based on Sanko Estate). ^{*3}: Large-scale projects with >1,500㎡ retail floor space and >10 tenants, developed by a developer. ^{*4}: Based on the number of resort hotels, city hotels and business hotels in Japan (as of Dec. 31, 2018). ^{*5}: Large hospitals with >300 beds in Japan (excluding general clinics, as of Oct. 1, 2017). ^{*6}: Condominium buildings with >20 floors in Japan (estimate for 2020 as of Oct. 31, 2018). ^{*7}: Total number of tunnels used by private railway companies and Japan Railway Company based on the statistics provided by the Ministry of Land, Infrastructure, Transport and Tourism (as of 2016) Source: "OFFICE RENT DATA 2017" by Sanko Estate Co., Ltd., Japan Council of Shopping Centers Website, TOKYO KANTEI Co., Ltd. and the Ministry of Land, Infrastructure, Transport and Tourism (Annual Railway Statistics)

③ Domestic IBS – The number of installations in each area and type of buildings *1, 2

JTOWER



**Total number of
installations
521*1**

*1: As of December 31, 2023

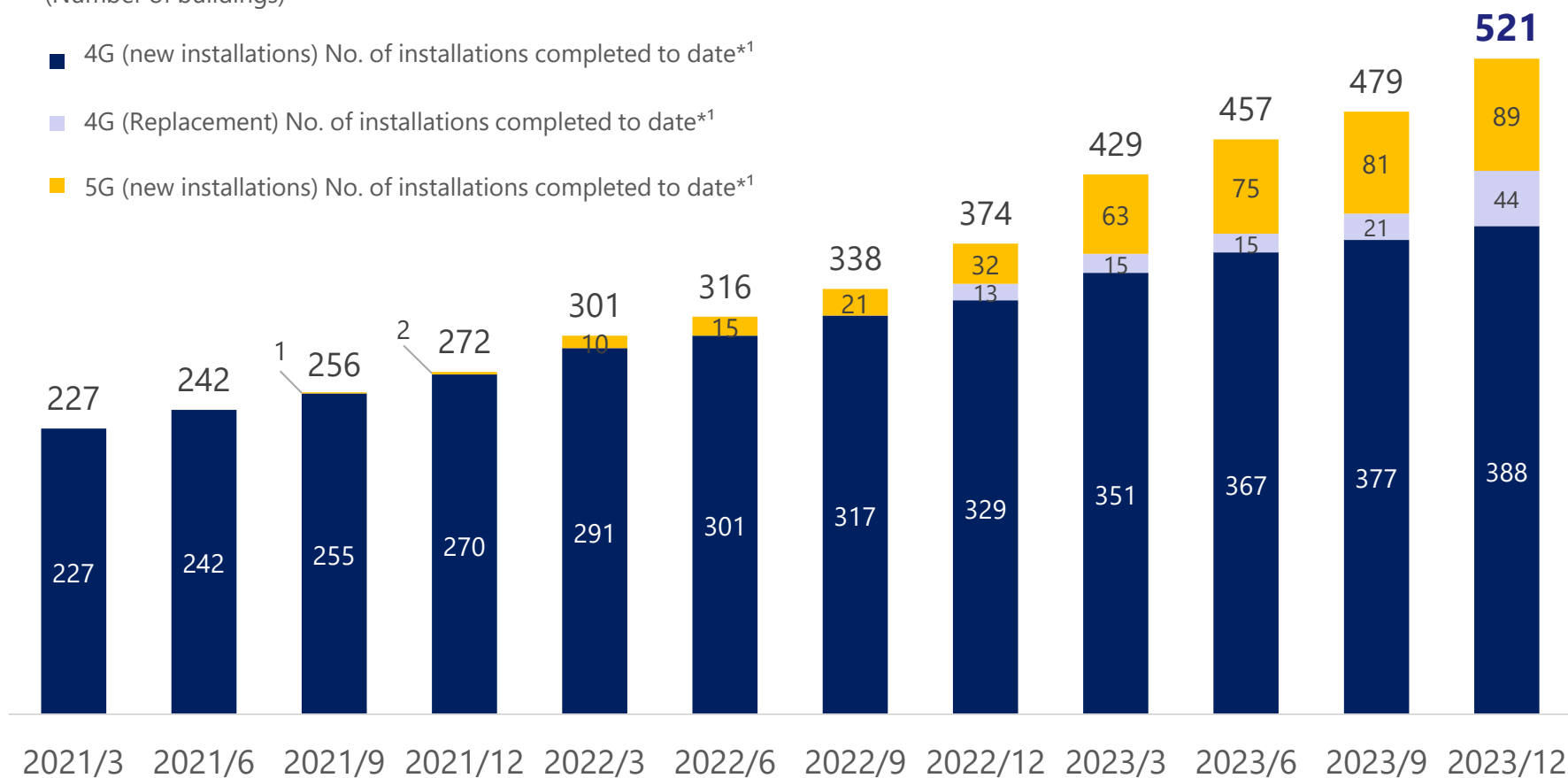
*2: The number of buildings where IBS installation was completed

③ Domestic IBS – Historical Number of Installations

JTOWER

(Number of buildings)

- 4G (new installations) No. of installations completed to date*¹
- 4G (Replacement) No. of installations completed to date*¹
- 5G (new installations) No. of installations completed to date*¹

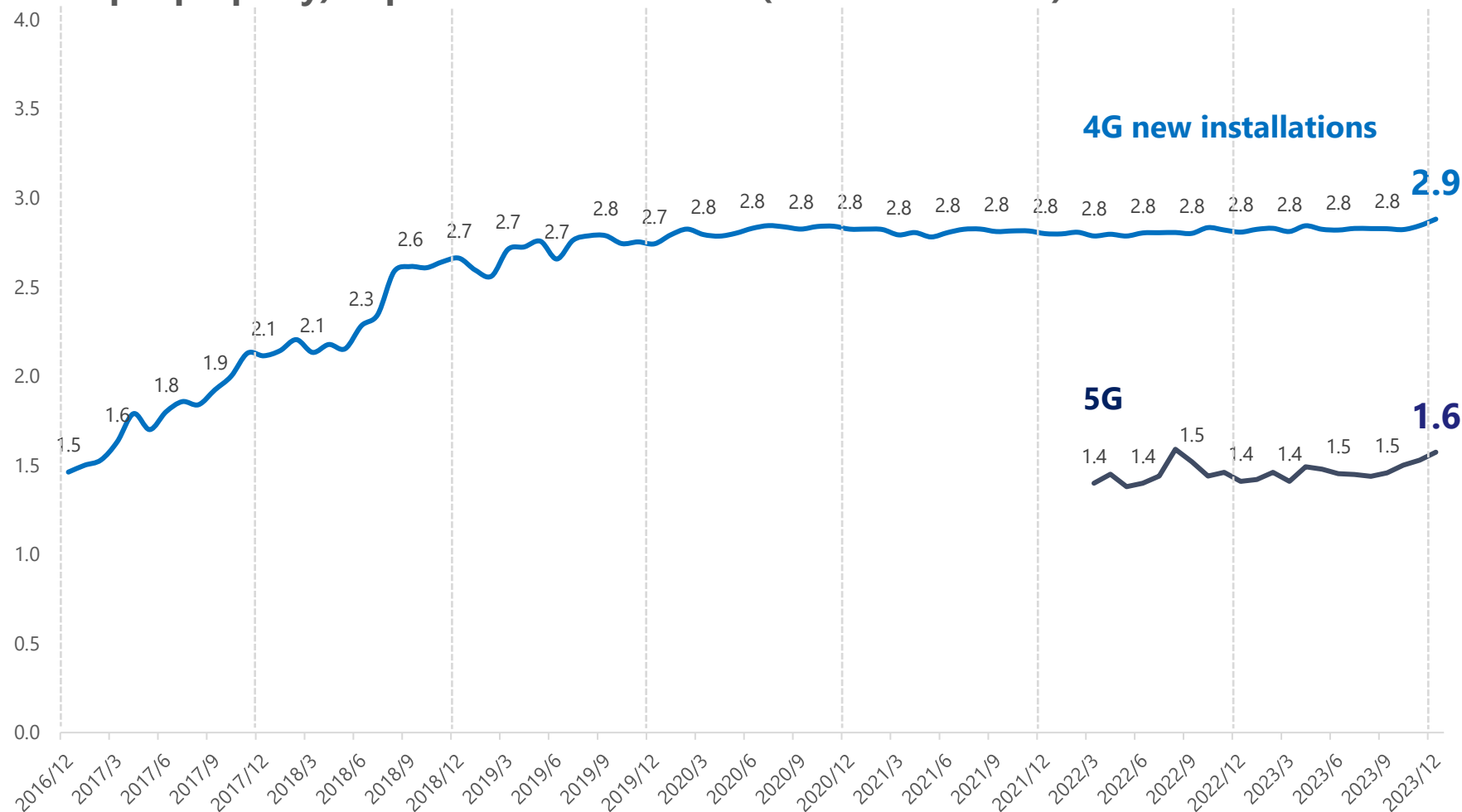


*1: Projects where radio waves have been emitted and revenues are recognized.

③ Domestic IBS – Historical Tenancy Ratio*¹

JTOWER

- (x) ● **Tenancy Ratio (average number of participating mobile network operators per property) improved in both 4G IBS (new installations) and 5G IBS.*²**



* 1: Average number of participating mobile carriers per property (at properties where IBS has been installed to date).

* 2: 4G IBS (replacement) has been shortly after the service was launched, and the tenancy ratio is still for only anchor tenant (1.0), for this reason it is not included in the current table.

③ International IBS – IBS business in Vietnam

- Entered the Vietnam market by acquiring a local IBS operator in 2017.
- In addition to increasing the number of installations, promote the growth strategy that includes M&A of local player and the purchase of existing operating assets in Vietnam.



- Entry : July 2017
- Local entity name : SOUTHERN STAR TELECOMMUNICATION EQUIPMENT JSC (SPN)
- Market leader in Vietnam
- **Number of installations : 238*¹**
- **100% consolidated subsidiary (Fiscal year-end is December 31)**

<Examples of Installation in Vietnam>



*1: As of September 31, 2023

JTOWER Engineering Team

- ✓ Formulate specifications considering market needs, latest technologies, and international standards.
- ✓ Order to domestic and overseas vendors and collaborate to develop and mass produce equipment.

JTOWER

Formulation of specifications

Domestic and overseas manufacturers

Collaborate in development and mass production

In-house development team enables direct communication with MNO's engineering team/ Understand their needs and utilize for development

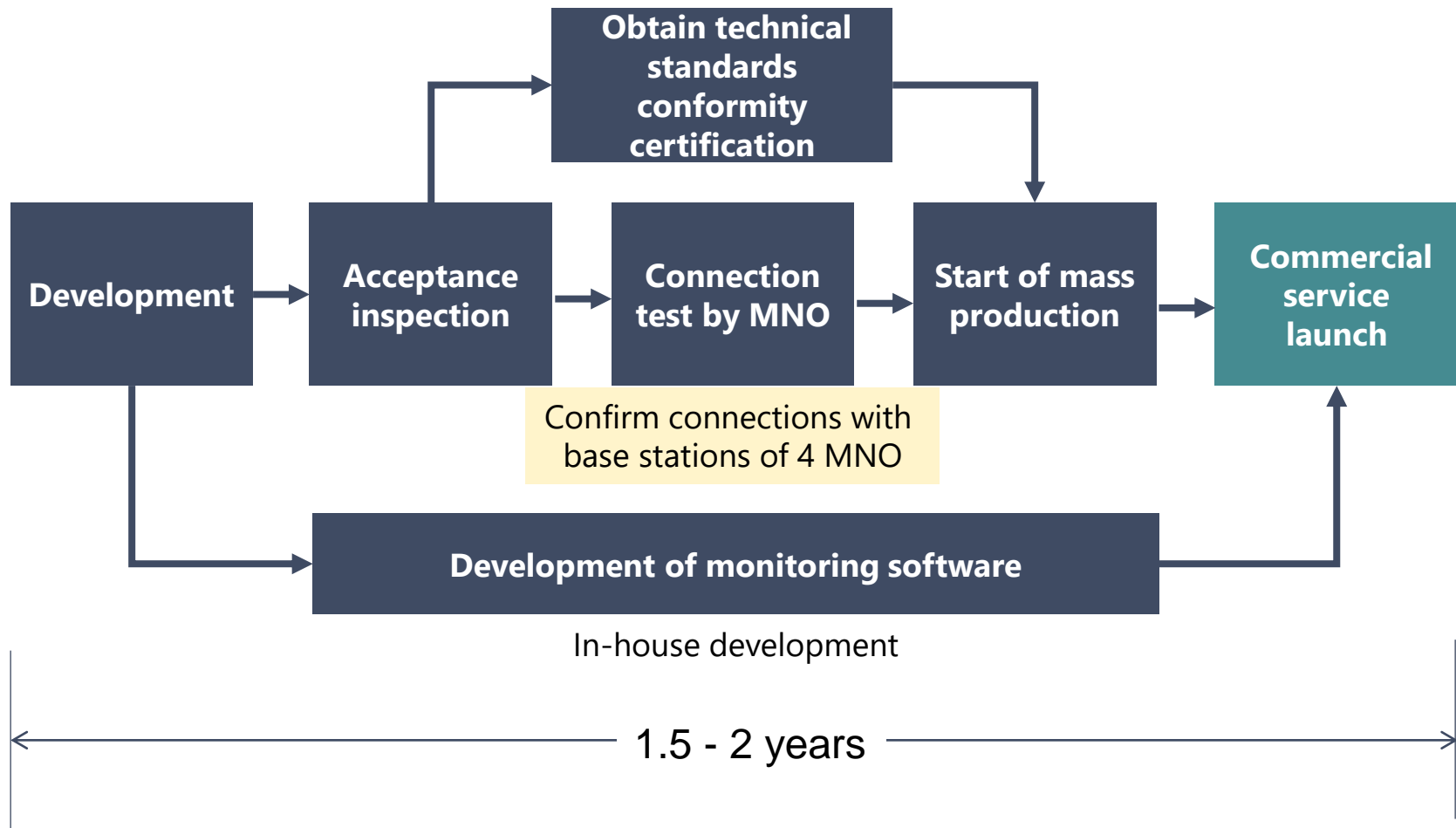
JTOWER Tech Lab. Tokyo

- ✓ Opened in July 2022 upon relocation of head office for future technology development and verification.











Driving technology as a pioneer of Infra-Sharing

③ [Reference] From development to services launch



③ [Reference] Infra-Sharing Equipment Lineup

JTOWER

4G		5G
JDAS-3.0	JDAS-2.0	JDAS-5.0
800MHz band, 900MHz band, 1.5GHz band, 1.7GHz band, 2GHz band	2.5GHz band, 3.5GHz band	3.4/3.5GHz band, 3.7GHz band, 4.5GHz band
 MU  RU	 MU  HU  RU	 MU  HU  RU
<ul style="list-style-type: none"> ✓ Equipment for 4G started commercial service in 2014. ✓ More than 300 installations. ✓ JDAS-3.0 is compatible with FDD and JDAS-2.0 with TDD. 		<ul style="list-style-type: none"> ✓ Development completed in 2020 as Japan's first 5G Infra-Sharing. ✓ We also have "RU-L" for local 5G.

③ [Reference] Interview with Real Estate Developers 1/2 JTOWER



As a member of NTT Urban Solutions Group, responsible for NTT Group's urban development business, NTT Urban Development is actively promoting the development of next-generation office buildings that utilize technology.

Since the first installation in 2017 (in UD Yumesaki Building in Osaka), the company has been utilizing JTOWER's indoor Infra-Sharing solutions for next-generation office buildings that utilize 5G.



Supervisor
Architecture & Engineering Division
Urban & Architecture Design Department
Tomohiko Kamiya

// *The best thing is that we no longer have to take a time to coordinate with mobile network operators. JTOWER has expanded and provided the services not only in 4G but also in 5G, so our operations have become truly easy.* **//**
For this reason, we are contacting JTOWER first when we have new development projects.

// *We utilize the foundation of Urban DTC* to coordinate patrol routes for security robots and control air-conditioning to achieve comfort and energy conservation using human-flow data.* **//**
And this Urban DTC utilizes 5G network built through Infra-Sharing.

* NTT Group's initiatives aim to create new value in urban development by leveraging Digital Twin Computing technology.

// *Telecommunications is one of the important infrastructures, so it is necessary to provide a perfect service. We believe that the utilization of Infra-Sharing is one of the strengths of our service.* **//**

③ [Reference] Interview with Real Estate Developers 2/2 JTOWER



H.U. Group is a Japanese leading company of clinical testing and H.U. Bioness Complex is the core facility for the healthcare business.

A large-scale facility composed of laboratories with the world's largest automation line and state-of-the-art technology, as well as multiple buildings, such as the R&D center which aims to create innovation by encouraging interaction between researcher, and a welfare function that gathers a dining café and hall.



General Manager
IT Infrastructure Service Department
Information Technology Division

Kentaro Takao

// *Due to the nature of this facility, which is used to conduct inspections and R&D, there are many "only authorized personnel permitted" places after the start of operation, so it is not realistic to conduct additional construction works later.* **//**

For this reason, if each MNO installed their facilities separately, we would have had no choice but to give up additional constructions for late coming MNO's facilities after the start of operation.

// *It is precisely because we chose Infra-Sharing that we were able to expand later on. Since the completion of the facility, the use of each carrier has gradually increased and we have been able to improve connectivity.* **//**

// *After the installation of Infra-Sharing equipment, there were some areas where the connectivity was not good, then, JTOWER carefully interviewed the situation and thoroughly checked including areas other than those that seemed to have problems. They responded sincerely, focusing on quality until the end.* **//**

JTOWER


Other Infra-Sharing Services

**Infra-Sharing
Services
from Japan
Lead the World**

③ Development of 5G mmWave Shared Radio Unit

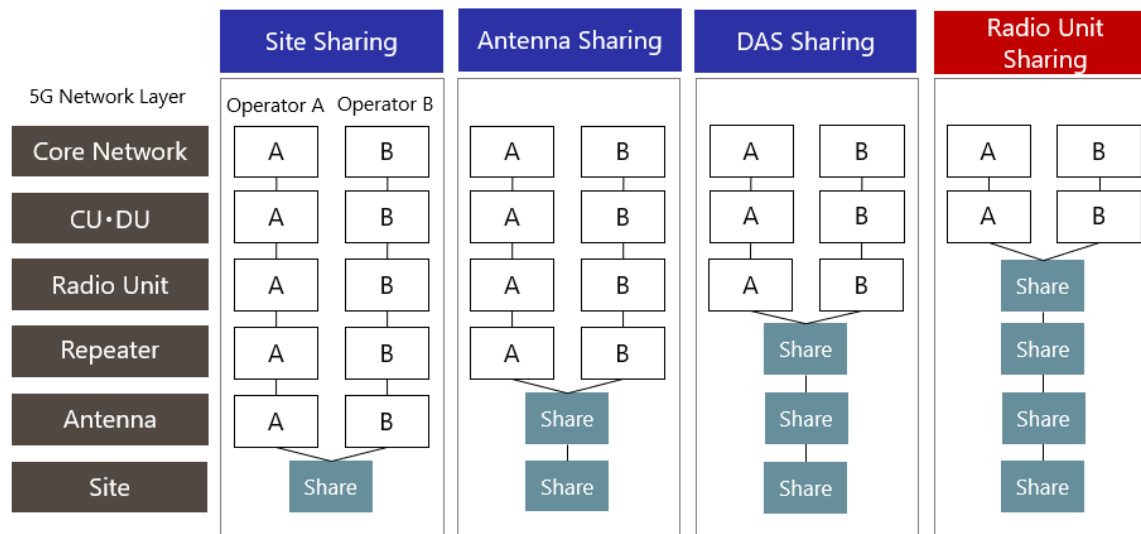
- Development of shared radio unit in 5G mmWave spectrum.
- Anticipate installation in a wide range location, such as electric poles, traffic signals, and smart poles.

5G mmWave Shared Radio Unit



Available frequency	28GHz band (n257 : 26.5GHz-29.5GHz)
Device	Integrated antenna with remote unit
R&D partner	Foxconn Technology Group
Feature	<ul style="list-style-type: none"> ✓ Compact and lightweight (less than 10L, 10kg) ✓ Anticipate installation in a wide range location both indoor and outdoor ✓ Complying with O-RAN ✓ Realize RU sharing in the high layer

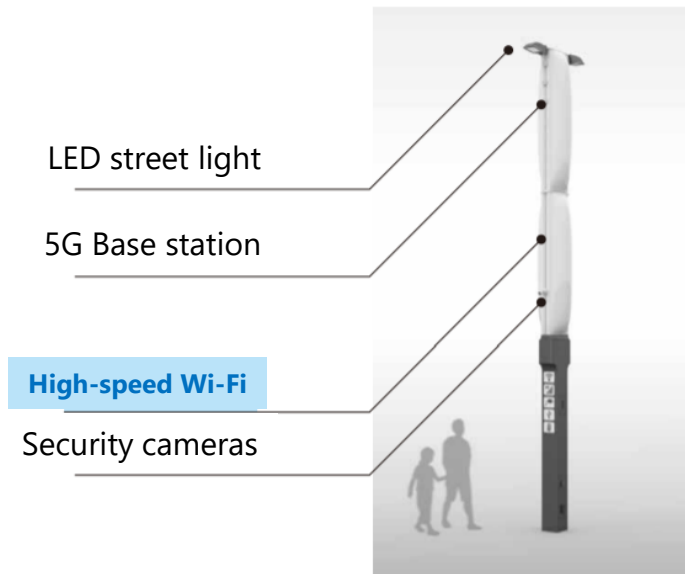
Promote the high-level Infra-Sharing with an eye on 5G, Beyond5G



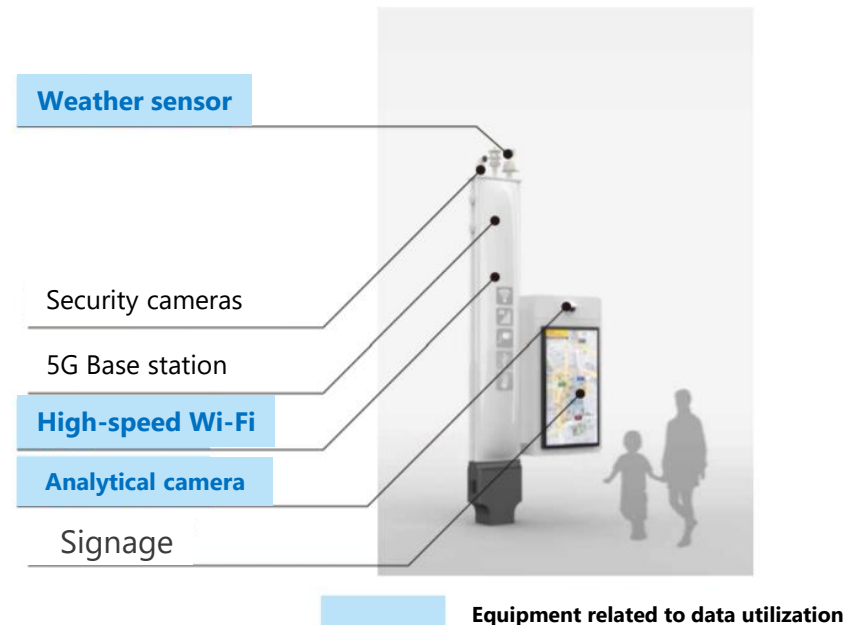
③ Promotion of Digital Pole*¹

- In Tokyo, Nishi-Shinjuku areas, 22 Digital Poles (of which 20 are new models with the image shown below) were built, and we made proposals to 4 MNO for installation of 5G base stations.
- Verification of each function.
- To measure effectiveness from the perspective of social welfare, the verification for emergency information distribution was conducted such as Local alert and the collection of foot traffic data.

Pole type



Signage type



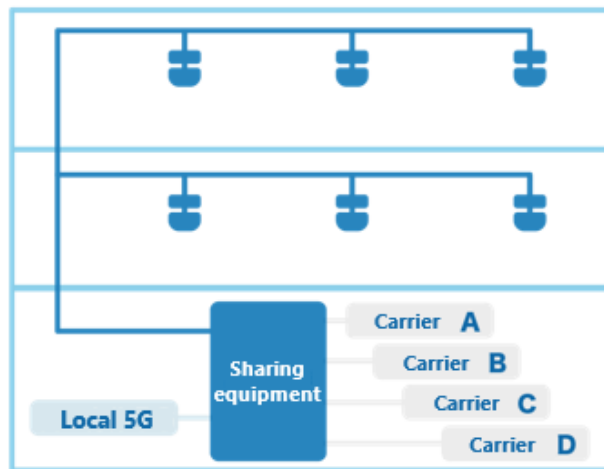
*1: Digital pole is the name of Smart pole (a generic term for multi-functional poles), a product of JTOWER Inc. (trademark registration number 6642477) for the notation of Katakana in Japan.

③ Promotion of Local 5G

- In February 2022, we completed the development of sharing equipment compatible with Local 5G Sub6 bandwidth. After conducting connection tests with major Local 5G radio systems, we started commercial services from FY2022.

Local 5G sharing equipment

Infra-Sharing of Local 5G and Carrier 5G



Sharing telecommunications facilities of Local 5G and Carrier 5G.



Save space and power, as well as to reduce materials and constructions.

Realize more environment friendly, more efficient network development.

Know-how to build wireless networks for various facilities



Leveraging the strengths cultivated in Domestic IBS, propose optimal services tailored to the issues and demands of facilities

Installation :

Tokushima Prefectural Government Building, Tokushima Prefectural Central Hospital and other facilities



Outline

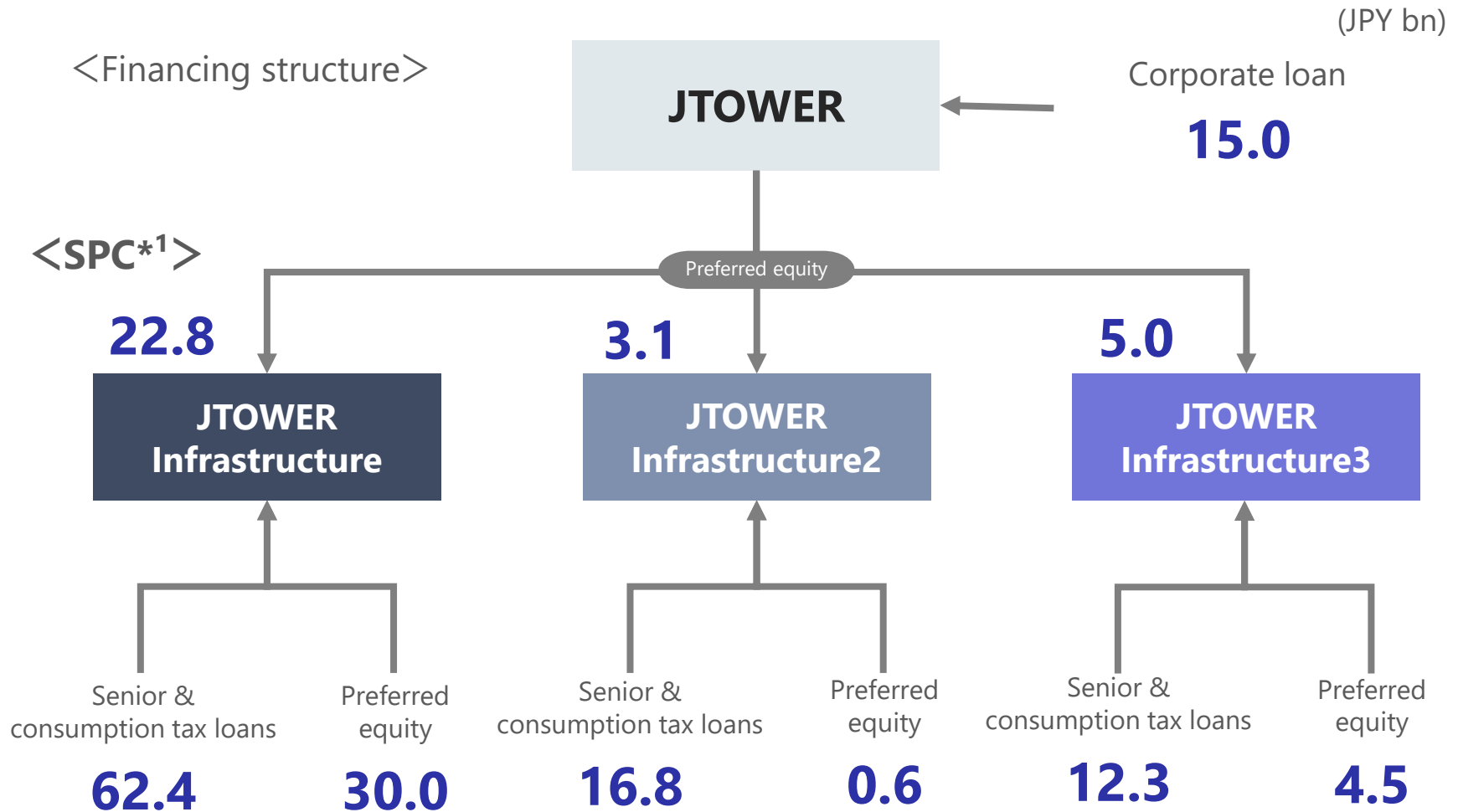
1. Pioneer of Infra-Sharing in Japan
2. Infra-Sharing Market and Growth Potential in Japan
3. Infra-Sharing Business Model
4. Finance & Alliance
5. The Realization of a Sustainable Society
6. Appendix

Infra-Sharing
Services
from Japan
Lead the World

④ Implementation of strategic financing

JTOWER

- Raising funds optimally and strategically aiming to achieve medium-to long-term financial targets (FY2026).

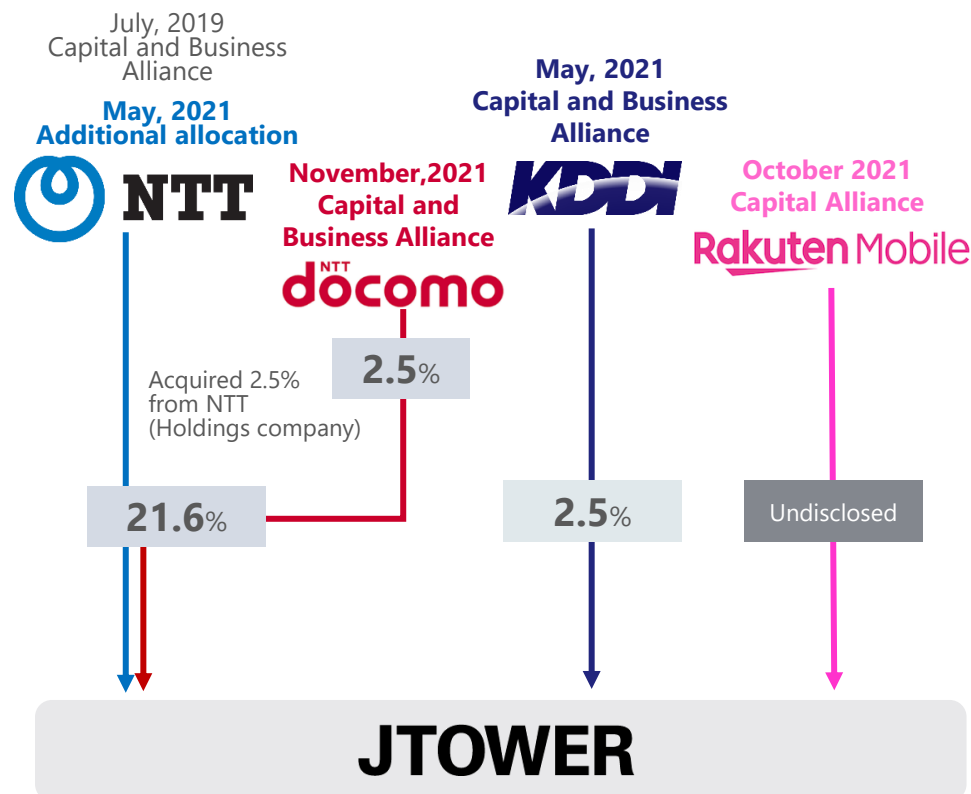


*1: ALL the SPCs are 100% subsidiaries of JTOWER Inc. and special-purpose companies for tower ownership and financing.

④ Positioning of alliances with mobile network operators

- By strengthening relationships through alliances with mobile network operators, we will strengthen our position as Infra-Sharing provider aiming for further growth and expansion.

Our capital structure



Significance for us

- Strengthening our position as a leading company of Infra-Sharing
- In Tower Business, where the relationship with mobile carriers is important, we aim to expand the business based on the strengthening of the relationship under this alliance.
- Going forward, we will continue to consider alliances that contribute to enhancing corporate value as an important measure.



Outline

1. Pioneer of Infra-Sharing in Japan
2. Infra-Sharing Market and Growth Potential in Japan
3. Infra-Sharing Business Model
4. Finance & Alliance
5. The Realization of a Sustainable Society
6. Appendix

Infra-Sharing
Services
from Japan
Lead the World

⑤ The Realization of a Sustainable Society

- JTOWER believes that Infra-Sharing in itself leads to the realization of Sustainable Society.
- While contributing to the resolution of social issues, such as the reduction of environmental impact and the realization of Connected Society, we aim to achieve sustainable growth and further increase corporate value together with society.

For information related to ESGs and SDGs, please refer to the Sustainability Section in our corporate website.
URL: <https://en.jtower.co.jp/sustainability>

Environment



Contribution to electricity consumption reduction through introduction of Infra-Sharing

Governance



Disclosure of corporate governance, compliance policies, initiatives and management systems

Social



Safety activities in construction



Sustainable office and work style



Supply chain management



Communication with employees

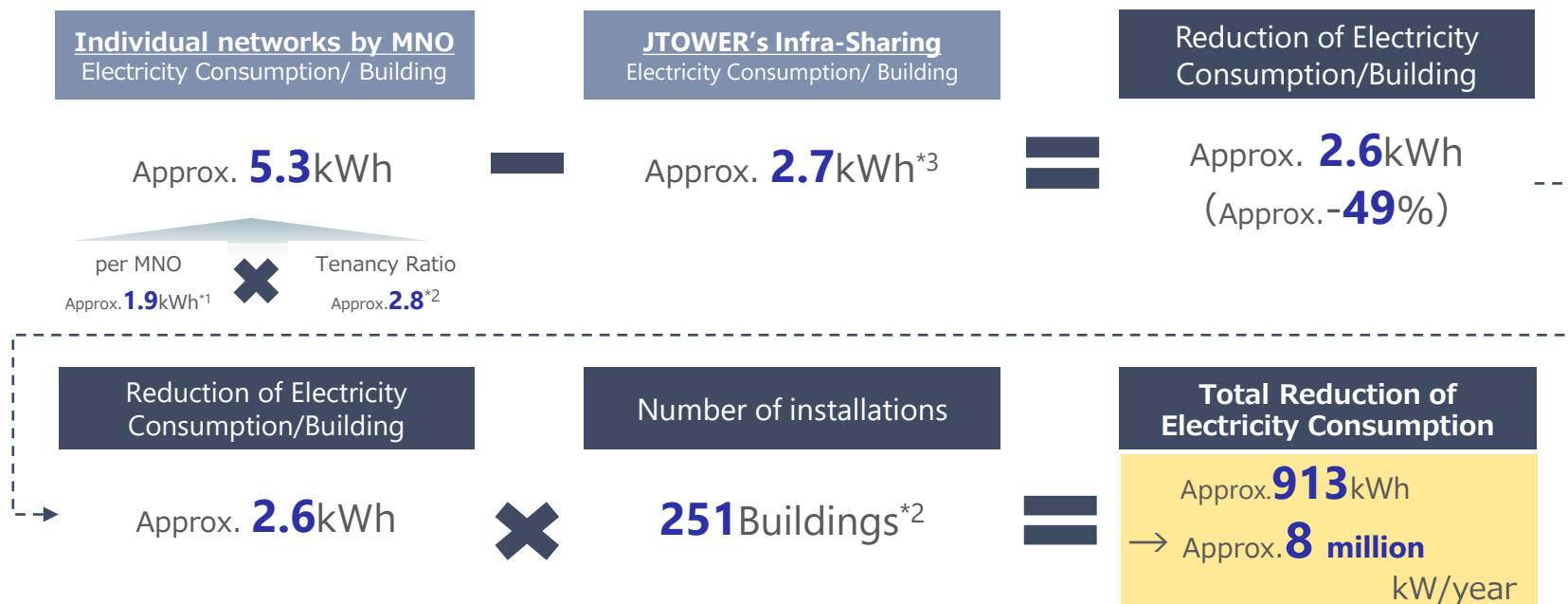
⑤ The Realization of a Sustainable Society - Environment

- Infra-Sharing not only reduces costs, but also the material and construction work, as well as electricity consumption, which leads to a lower environmental impact.

Contribution to electricity consumption reduction through introduction of Infra-Sharing



In the case of Domestic IBS, we are contributing to a reduction in electricity consumption of about 6.6 million kW per year (our estimate) by promoting indoor Infra-Sharing.



*1: (Estimated electricity consumption/Building)×70% / 70% is our assumed calculation and does not indicate actual electricity consumption.

*2: As of March 31, 2023

*3: Estimated based on the calculation: (The average number of units used at IBS installed properties) × (The estimated electricity consumption of our Infra-Sharing equipment based on specification) as of December 31, 2020.

- We will strive to reduce risks in business by establishing a risk management system that includes not only JTOWER but also partner companies and suppliers in terms of safety in construction and procurement.

Safety activities



In order to prevent industrial accidents and other accidents, we will promote the creation of safe and comfortable workplaces through regular safety and health inspections.

Safety and Health Patrols

Efforts to identify risks and hazards at an early stage, eliminate them and take measures to reduce them, prevent equipment accidents and information accidents, and ensure thorough safety awareness among workers in construction work.

Efforts for Safety and Health Patrols

- ✓ Check whether there is any risk of disaster at a construction site.
- ✓ If confirmed, direct the correction on the spot.
- ✓ If "cannot be implemented immediately," the work will be discontinued and countermeasures will be considered as soon as possible.
- ✓ Check whether the instructed approaches are actually conducted at Safety and Health Meeting and morning meeting.
- ✓ Maintain an appropriate tension and focus in the implementation of on-site work.

Safety Conferences

Efforts to review accidents and complaints associated with construction work, prevent the occurrence of similar problems, share the same understanding of construction safety and aim for safe and high-quality construction.

Supply chain management



In developing and procuring equipment, we have established a sustainable management system not only for the company, but also for the entire supply chain.

RoHS Compliant

The components and products used comply with RoHS (Restriction of Hazardous Substances Directive), the European Union directive on Restrictions on the Use of Certain Hazardous Substances in Electronic and Electric Equipment.

ISO9001/ISO1400

We have introduced ISO9001 and ISO14001 acquisitions as terms for suppliers that we believe are relevant to environmental and employment issues, and we continually review their condition, including their subsequent renewals.

Factory audits

Periodic factory audits of suppliers are conducted to verify safety and health, the qualifications of workers, and the working environment.

⑤ The Realization of a Sustainable Society - Social

- Together with a sustainable office, we aim to create an environment in which employees can work in good physical and mental health.
- Utilize new facilities to promote communication that combines offline and online.

Office and work style



Regarding business expansion, we are planning to relocate our Tokyo head office in July 2022. In the new office, We will make use of sustainable materials and create a comfortable environment for employees.

Utilization of Recycled Materials

Utilize recycle materials for interior design.

Reduction of office furniture disposal

Use a subscription service for office furniture. Realized a system that does not dispose furniture while flexibly responding to changes in working styles.

Promoting Wellness

In addition to comfortable working spaces, we will provide office spaces that enable employees to work in good physical and mental health by making communication and refreshing spaces.



Communication



Implementation of various initiatives with the aim of sinking in the corporate vision and revitalizing communication across positions and departments.

Company-wide meeting

Regular company-wide meetings are held to promote understanding of the company and share information. At the same time, a social gathering is held aiming for further communication among employees.



President Lunch

President Lunch is held regularly to deepen communication between top management and employees and to share various opinions and thoughts.



Corporate Vision Committee

Established a committee to promote understanding of the corporate vision by young employees across departments.



Codes of Conduct Award

The award system for the employee who embodies Code of Conduct.

⑤ The Realization of a Sustainable Society - Governance

- In order to be a company trusted by all stakeholders, we will work to enhance corporate governance as one of our important management issues.

Disclosure of corporate governance, compliance policies, initiatives and management systems



Corporate governance, compliance policies, initiatives and management systems are disclosed in the Governance section of the corporate website.

<https://en.jtower.co.jp/governance>

Corporate governance

With "Infra-Sharing Services from Japan Lead the World" as its corporate vision, JTOWER recognizes the enhancement of corporate governance as one of its key management issues in order to be a company trusted by all stakeholders.

Given this recognition, and in order to improve the soundness and transparency of management, improve efficiency, and raise corporate value consistently over the long term, JTOWER makes every effort to enhance its corporate governance in the pursuit of speedy, rational decision-making and more efficient business operations.

— Corporate Governance System

We have established General Meeting of Shareholders, Board of Directors, Audit & Supervisory Board, and Accounting Auditors as organizations under Companies Act. The Board of Directors, which is composed mainly of directors who are familiar with our business, carries out basic management policies and important business execution decisions and Audit & Supervisory Board, which is composed entirely of outside Audit & Supervisory Board Members, conducts audits from a fair and independent perspective by Audit & Supervisory Board Members with expertise in each field. We believe the current system is effective in ensuring the soundness, transparency and efficiency of management. In addition, we collaborate with outside lawyers when making compliance and important legal judgments.

Compliance

We regard compliance as a fundamental management policy. We have set Compliance Rules with the aim of ensuring thorough compliance by managements and employees, as well as sound and appropriate management and business execution, and are working to ensure compliance.

— Compliance System

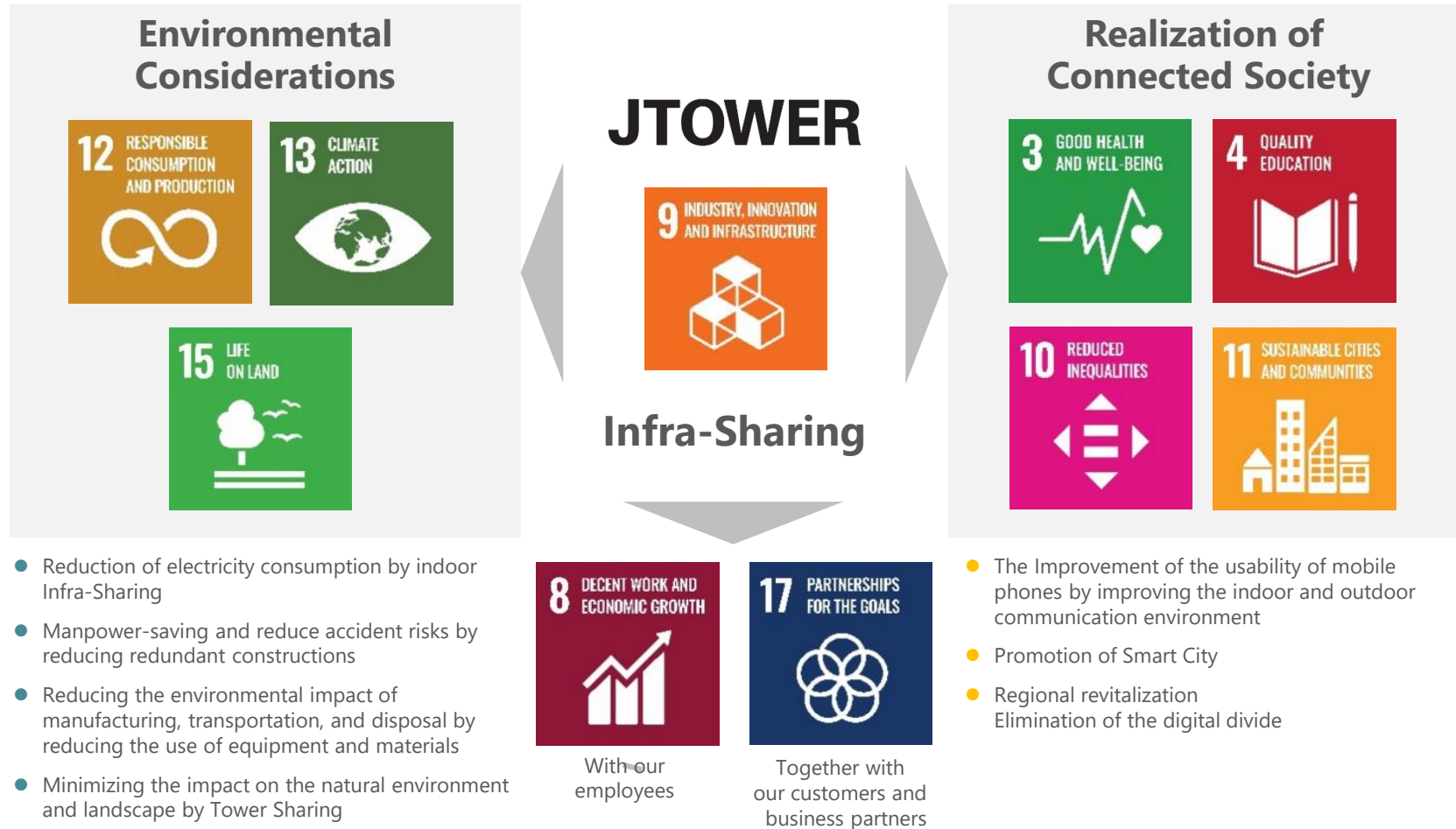
We are implementing various initiatives to ensure thorough compliance by establishing a compliance system in which the head of Corporate Department is responsible for company-wide compliance. In addition, the person in charge of internal audits under the direct control of Representative Director and President is appointed to conduct periodic audits of the business execution and compliance status of each department, and the evaluation is reported to Representative Director and President and Audit & Supervisory Board Members.

— Compliance Hotline

We have established an internal reporting system and set up a contact point to properly operate and respond to violations of laws and other legal suspicions. In order to strengthen compliance managements, we have established the system for appropriate handling of requests for advice or reports of organizational or personal violations of laws and regulations from our employees, contract employees, part-timers, temporary workers, dispatched workers, and retirees, ensuring early detection and correction of improprieties.

⑤ Our Approach for the SDGs

- Infra-Sharing in itself leads to the realization of Sustainable Society





Outline

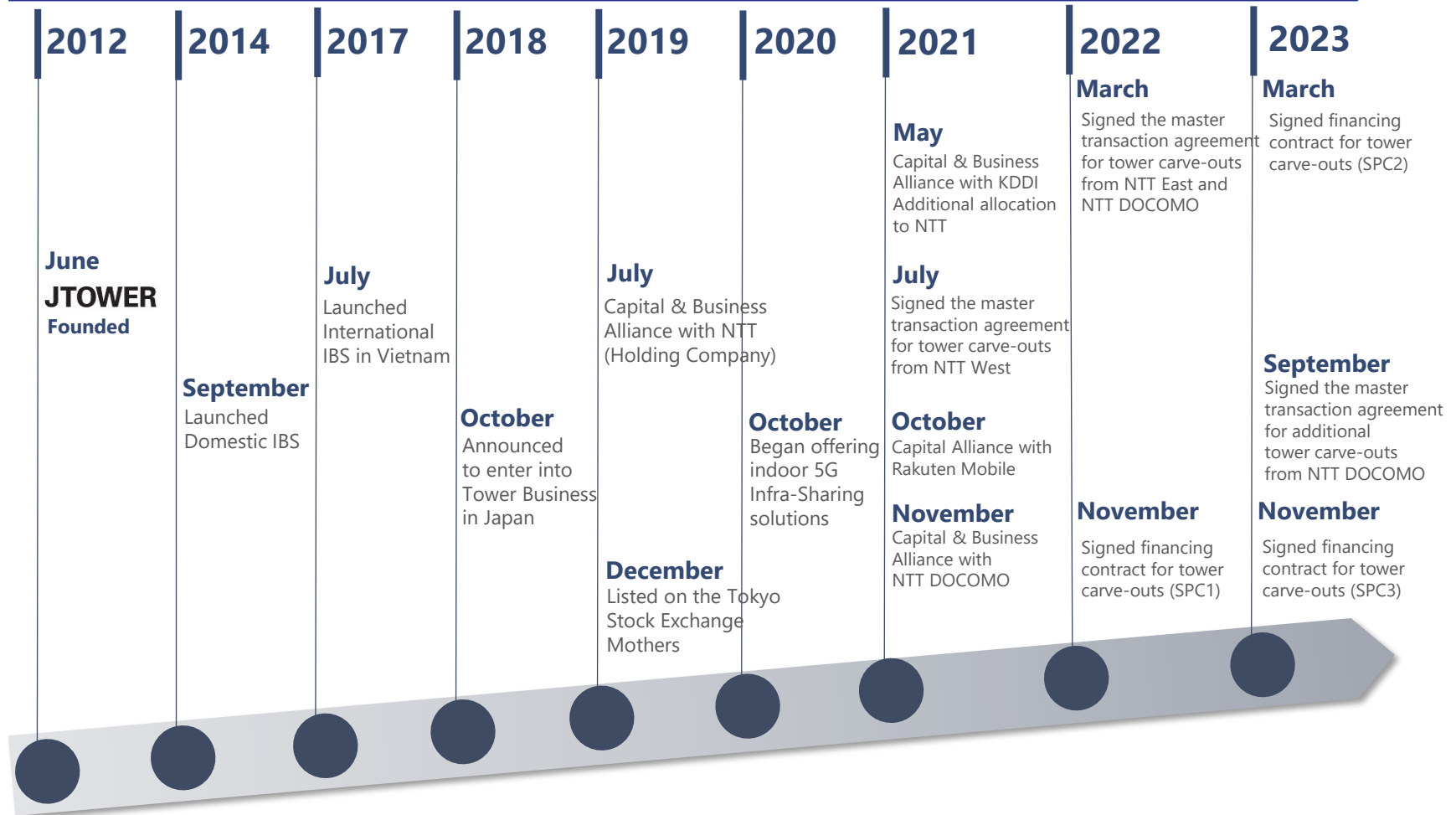
1. Pioneer of Infra-Sharing in Japan
2. Infra-Sharing Market and Growth Potential in Japan
3. Infra-Sharing Business Model
4. Finance & Alliance
5. The Realization of a Sustainable Society
6. Appendix

Infra-Sharing
Services
from Japan
Lead the World

Company Name	J T O W E R I n c .
Founded	June 2012
Representative Director	Atsushi Tanaka
Head office	2-2-3, Minamiaoyama, Minato-ku, Tokyo, Japan
Employees	230* ¹ (consolidated, as of December 31, 2023)
Capital	JPY8 billion (as of December 31, 2023)
Business Description	Provision of telecom Infra-Sharing service and related services in Japan and overseas

*1: Number of employees includes the average number of temporary workers (contract workers and workers from staffing agencies) in the past year, which is 47.

Footsteps as a Pioneer of Telecom Infra-Sharing



⑥ Management with Telecom Expertise - Board of Directors

JTOWER



Representative Director

Atsushi Tanaka

26



Senior Managing Director

Yusuke Kiriya

20



Managing Director CFO

Ryosuke Nakamura

16



Outside Director

Naoki Ota

24



Outside Director

Yoshiaki Uchida

42



Outside Director

Mutsuko Oba

5



Outside Director

Shingo Ishida

29

Years of Telecom Industry Experience

Experience

Goldman Sachs

Equity analyst / Telecom sector

eAccess

Head of corporate planning div.

eMobile

CFO / Head of corporate planning div.

M'sWorks

Senior engineer

PwC Arata

Audit / Advisory

eAccess

Group head of business planning div.

Boston Consulting Group

Senior partner / Managing director

Ministry of Internal Affairs and Communications

Advisor to Minister

Tokyo Metropolitan Government

Chief Digital Service Fellow : current position

KDDI

Executive Vice President, Representative Director, Executive Director of Technology Sector

KDDI Engineering

Chairman

KPMG AZSA

Audit / Advisory

Statice CPA Office

Founder and Representative : current position

TASUKI

Outside Director: current position

PicoCELA

Outside Director: current position



NTT EAST

Executive Manager of Corporate Strategy Planning Department

NTT

Director of Technology Planning Department : current position

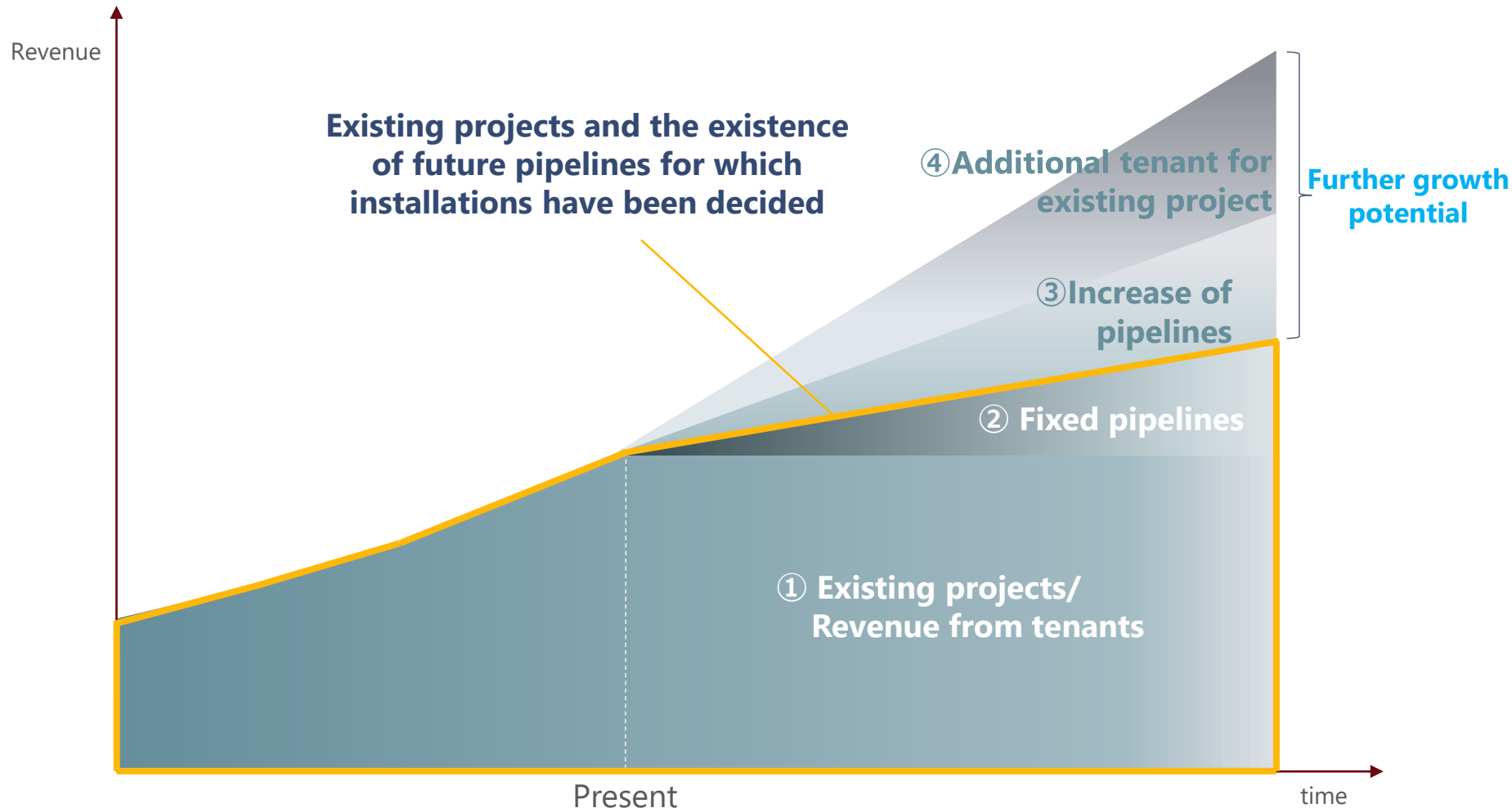
⑥ Management with Telecom Expertise - Board of Directors

Advisors	
	
Advisor Nobuo Nezu	Advisor Eiji Hagiwara
Years of Telecom Industry Experience	
55	49
Previous Experience	
KDDI (Managing executive officer / Full time auditor / Advisor)	NTT DOCOMO (Director) Panasonic Mobile Communications (Senior Managing Director) SAMJI ELECTRONICS (Advisor : current position)

⑥ Characteristics of Infra-Sharing revenue growth

(Growth image)

High revenue growth due to stability based on long-term contracts and the existence of future pipelines

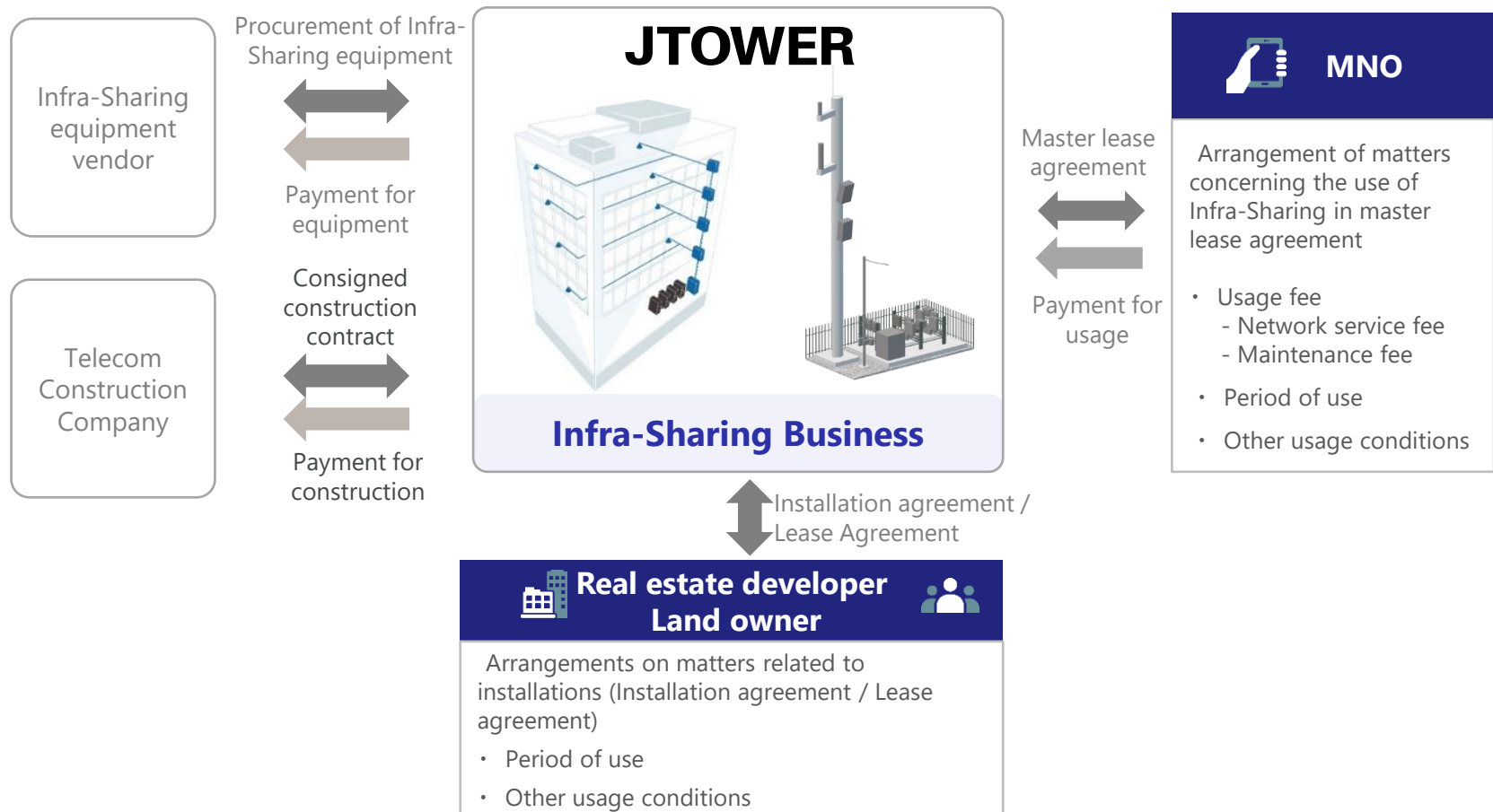


NOTE 1: The graph shows the image.

NOTE 2: This is a business model that requires capital investment when recording Infra-Sharing revenue (at the time of service launch).
Such capital expenditures are distributed and expensed over the depreciation period.

⑥ Overview of Infra-Sharing contract structure

- Contracts for Infra-Sharing services, such as master lease agreement with MNO, installation agreement with real estate developers, and lease agreement with landowners.



⑥ Types of mobile infrastructure network development in Japan

- In order to rationally and efficiently promote network development in Japanese telecommunications industry as a whole, demand for Infra-Sharing has been increasing.
- Currently, competition for Infra-Sharing services by independent operators is limited.

		Developer	Business model	Organization /Company
Type1	Network by each MNO	<ul style="list-style-type: none">• MNO or a division of MNO	<ul style="list-style-type: none">• Internal use	MNO
Type2	Network by public interest incorporated association	<ul style="list-style-type: none">• Public interest incorporated association with the MIC and MLIT as the competent government agency	<ul style="list-style-type: none">• Targeting facility sharing in highly public areas such as subways and tunnels	JMCIA
Type3	Network sharing among MNO (based on Guidelines on the use of poles, pipelines by public utilities)	<ul style="list-style-type: none">• MNO or a division of MNO	<ul style="list-style-type: none">• Network sharing among some MNO	MNO
Type4	Infra-Sharing by independent Infra-Sharing service provider	<ul style="list-style-type: none">• Independent Infra-Sharing service provider	<ul style="list-style-type: none">• Multiple MNO are the target of tenants• <u>Highly efficient in use</u>	

⑥ Important risk factors and countermeasure policy

	Item	Major Risk	Possibility/ Timing	Impact	Countermeasures against risks
Business Environment	Trend of competitor	Possibility of loss of competitive edge, if competitors with sales capabilities, price competitiveness, quality and brand value that exceed our group enter the market.	Medium/ Medium-to long-term	High	In addition to improve technology and services, strengthen our position as a Infra-Sharing provider by strengthening relationships with MNO and real estate developers.
	Service defects, accidents, natural disasters	If an accident or other incident occurs or services are suspended due to a large-scale natural disaster in the business of our group, the brand image may be damaged, which may affect our business development and financial position.	Medium/ Medium-to long-term	High	Assume possible risks and clarify the response flow/priorities through the formulation of a business continuity plan (BCP).
	Technological Innovation	The potential loss of demand from the market if new technological innovations or market trends occur and our group's current businesses do not fit the demand and we are unable to deploy technologies and services that are in line with circumstances.	Low/ Medium-to Long-Term	High	In addition to strengthen the in-house technology team, expand information sharing through capital and business alliances with MNO, including information for technical requirements and base station development plan.
	Violation of financial covenants	When financial covenants in a syndicated loan contract are violated, it may be obligated to repay the loan before the due date, which may affect the financial condition.	Low/ Medium-to Long-Term	Medium	To ensure that it does not violate financial covenants, our group has the Finance Division monitoring of the business plans of various business divisions.
	Dependence on certain suppliers	Significant changes in the business activities or bankruptcies of large suppliers may affect the provision of our group's services.	Low/ Medium-to Long-Term	Medium	Promote multi-vendor and decentralized procurement.
	Overseas Business	Possibility that country risks, such as the inability to conduct business may materialize due to the impact of political, economic and social conditions in countries with overseas operations.	Medium/ Unknown	Medium	Promote M&A of existing Infra-Sharing companies and equity participation with business partners in markets with a high growth potential.
Business Structure	Recruit and develop excellent human resources	If we are unable to recruit and develop enough human resources, or if the loss of human resources progresses, our business development and operating results may be affected.	Low/ Medium-to Long-Term	High	Strengthen proactive recruitment activities and initiatives to improve employee satisfaction.
	Reliance on an individual person	If our representative director, founder and major shareholder Atsushi Tanaka becomes difficult to continue the operations in our group, our business performance may be affected.	Low/ Unknown	Medium	Information sharing among Board of Directors and strengthen management organization.

※ Within the contents of Business and Other Risks section of the Annual Securities Report, major risks that affect the realization of growth and the execution of business plans are extracted. For other risks, please refer to Business and Other Risks in the Annual Securities Report.

⑥ Initiatives of MIC and others to promote Infra-Sharing

Promoting the Development of 5G Base Stations through Infrastructure Sharing^{*1}

- ✓ Formulation of **Infra-Sharing Guideline**
- ✓ At the time of 5G spectrum allocation, **required Infra-Sharing plan** as an item in 5G infrastructure deployment plan for MNO
- ✓ If 5G base stations are installed by several companies in rural areas, it is decided that **the subsidy rate will be more favorable than that of a single company**
- ✓ Build 5G network **utilizing traffic signals**
- ✓ Initiatives to utilize **public assets** (Ministry of Finance and local governments)
Released lists and database of assets owned by the national government and the Tokyo Metropolitan Government to use as installation sites for 5G base stations

Digital Garden City Nation Infrastructure Development Plan^{*2}

- Expansion of subsidy target areas to cover all rural areas
- **Added Infra-Sharing providers to eligible subsidy recipients**
- Raising the national treasury subsidy rate for joint development by multiple operators (Subsidy rate: 1/2 → 2/3)

*1: Partial excerpt from MIC's "Promoting the Development of 5G Base Stations through Infrastructure Sharing" announced in December, 2020.

*2: Partial excerpt from MIC's "Digital Garden City Nation Infrastructure Development Plan (Summary)" announced on March 29, 2022.

⑥ Potential Infrastructure Demand Driven by 5G

Advancement to be Enabled by 5G

4G (LTE)

5G

100 Mbps

High
speed/
volume

> 10 Gbps*²

Baud rate will be more than 100 times faster

0.01 sec

Strong
reliability/
low latency

≤ 0.001 sec

Delay time will be shortened by up to one tenth

10,000
devices/km²

Massive
connectivity

1 million
devices/km²

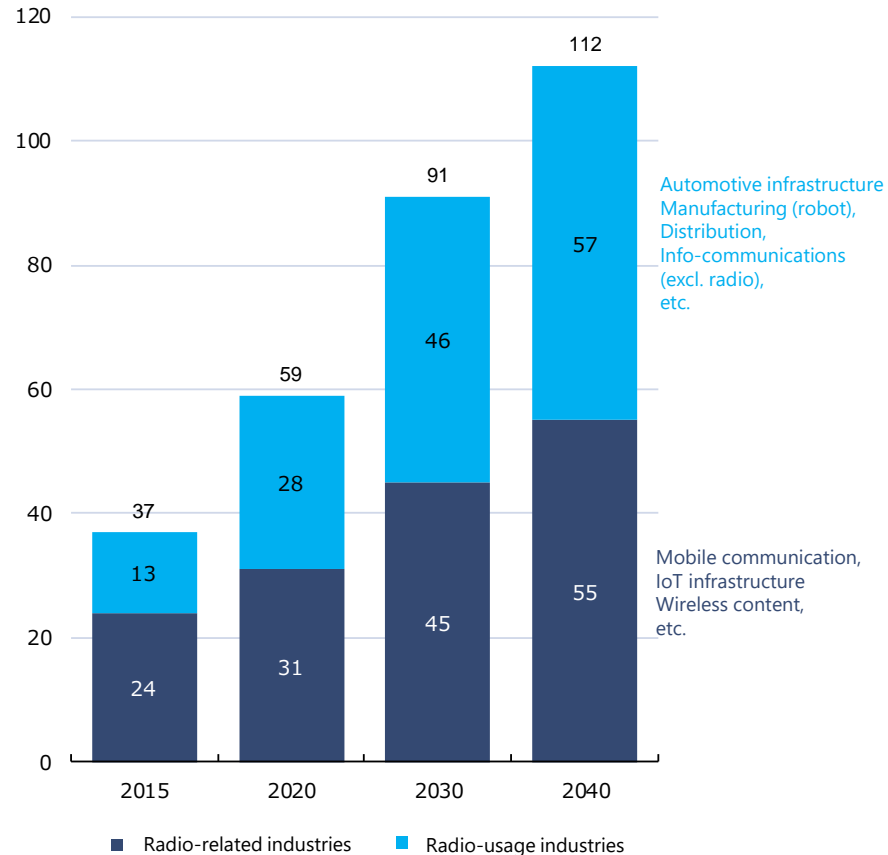
Concurrent device connection limit will increase by more than 100 times

**Demand for infrastructure will increase
due to the significant impact of 5G
related services**

*1: As of September 30, 2018
*2: "Gbps" is defined as Gigabits per second. 1Gbps is equal to 1,000,000,000 bits per second
Source: Ministry of Internal Affairs and Communications, Softbank

Estimated Market Size of the Radio Industries in the 5G Era

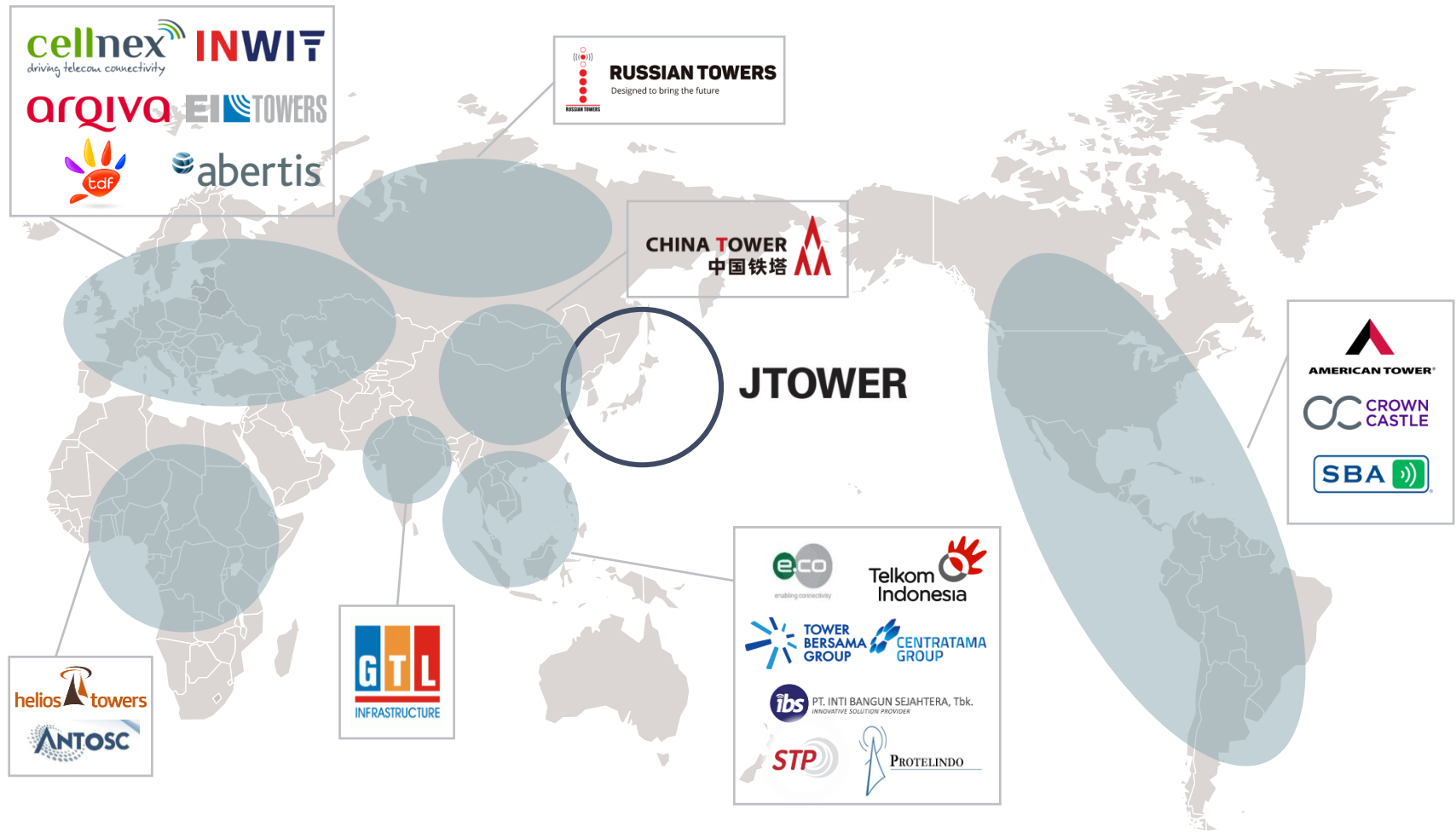
(JPY tn)



Note: "Radio-related industries" is defined as industries in which companies use radio in their main business
"Radio-usage industries" is defined as industries in which companies use radio to enhance or streamline their services (excl. radio-related industries)
Source: Mitsubishi Research Institute

⑥ Operating Areas of Global Tower Companies

JTOWER



Notes: Based on the announcement regarding main business operating area by each global tower company

Source: Company Materials

This document has been prepared solely for the purpose of presenting relevant information regarding JTOWER Inc. ("JTOWER"), and this document is not intended for a solicitation of any investment.

The information on industry, market trends or economic and other conditions contained in this document is prepared based on the information currently available, and JTOWER is not liable for the truthfulness, accuracy or completeness of such information.

Any forward-looking statements, including targets, plans, estimations, forecasts and expectations, contained in this document are based on the current judgments and opinions of JTOWER as of the date of this document, and involve certain risks, uncertainties and other factors. Due to factors, the actual results of JTOWER may be materially different from statements contained or implied in this document.



Infra-Sharing Services from Japan Lead the World

JTOWER